

SELBY DISTRICT COUNCIL



STATEMENT OF ACCOUNTS 2017/2018

This Page is intentionally blank

SELBY DISTRICT COUNCIL

STATEMENT OF ACCOUNTS

2017/18

CONTENTS

	<u>Pages</u>
LEADER'S FOREWORD	3
NARRATIVE STATEMENT	4 - 14
STATEMENT OF RESPONSIBILITIES FOR THE STATEMENT OF ACCOUNTS	15
INDEPENDENT AUDITOR'S REPORT TO SELBY DISTRICT COUNCIL	16 - 18
THE CORE FINANCIAL STATEMENTS	
EXPENDITURE AND FUNDING ANALYSIS	19
COMPREHENSIVE INCOME AND EXPENDITURE STATEMENT	20
MOVEMENT IN RESERVES STATEMENT	21
BALANCE SHEET	22
CASH FLOW STATEMENT	23
EXPLANATORY NOTES TO THE CORE FINANCIAL STATEMENTS	
NOTE 1 - Accounting Policies	24 - 43
NOTE 2 - Accounting Standards that have been issued but not adopted	43 - 44
NOTE 3 - Critical Judgements in Applying Accounting Policies	44
NOTE 4 - Assumptions made about the Future and other Major Sources of Estimation Uncertainty	45 - 46
NOTE 5 - Material Items of Income and Expenditure	46
NOTE 6 - Events After the Balance Sheet	46 - 47
NOTE 7 - Adjustments between Accounting Basis and Funding Basis under Regulations	47 - 51
NOTE 8 - Transfers to / from Earmarked Reserve	52 - 53
NOTE 9 - Other Operating Expenditure	54
NOTE 10 - Financing and Investment Income and Expenditure	54
NOTE 11 - Taxation and Non-Specific Grant Income	54
NOTE 12 - Property, Plant and Equipment	54 - 56
NOTE 13 - Depreciation Methodologies	57
NOTE 14 - Commitments under Capital Contracts	57
NOTE 15 - Revaluations	58
NOTE 16 - Investment Properties	58
NOTE 17 - Intangible Assets	59
NOTE 18 - Financial Instrument Balances	60
NOTE 19 - Long Term Debtors	60
NOTE 20 - Financial Instruments Gains, Losses and Fair Values	61 - 62
NOTE 21 - Inventories	62
NOTE 22 - Debtors and Prepayments	63
NOTE 23 - Cash and Cash Equivalents	63
NOTE 24 - Creditors	63 - 64
NOTE 25 - Provisions	64
NOTE 26 - Usable Reserves	65
NOTE 27 - Unusable Reserves	66 - 70
NOTE 28 - Cash Flow Statement - Operating Activities	70
NOTE 29 - Cash Flow Statement - Investing Activities	71
NOTE 30 - Cash Flow Statement - Financing Activities	71

CONTENTS continued

	<u>Pages</u>
NOTE 31 - Expenditure and Funding Analysis further details	72 - 73
NOTE 32 - Officers' Remuneration & Exit Packages	74 - 76
NOTE 33 - Surpluses / Deficits on Trading Undertakings	77
NOTE 34 - Agency Services	77
NOTE 35 - Members Allowances	77
NOTE 36 - External Audit Costs	77
NOTE 37 - Grant Income	78
NOTE 38 - Related Party Transactions	79 - 80
NOTE 39 - Capital Expenditure and Financing	81 - 82
NOTE 40 - Leases	83 - 84
NOTE 41 - Assets Recognised under PFI Arrangements	84
NOTE 42 - Impairment Losses	84
NOTE 43 - Retirement Benefits	84 - 89
NOTE 44 - Contingent Liabilities	89
NOTE 45 - Contingent Assets	89
NOTE 46 - Nature and Extent of Risks Arising From Financial Instruments	89 - 92
NOTE 47 - Council Tax	93
NOTE 48 - Non-domestic Rates	93
NOTE 49 - Capital Expenditure Financed from Revenue	93
HOUSING REVENUE ACCOUNT INCOME AND EXPENDITURE STATEMENT	94
MOVEMENT ON THE HOUSING REVENUE ACCOUNT STATEMENT	95
NOTES TO THE HOUSING REVENUE ACCOUNT	95 - 99
THE COLLECTION FUND	100
NOTES TO THE COLLECTION FUND	101 - 104
GLOSSARY	105 - 113
ANNUAL GOVERNANCE STATEMENT	115 - 129

Copies of this and previous years accounts are available for viewing, along with other information about the Council's services on the Authority's website at www.selby.gov.uk or from Selby District Council, Civic Centre, Doncaster Road, Selby, North Yorkshire, YO8 9FT. Selby District Council will on request, provide this document in Braille, **large print** or audio format. If English is not your first language and you would like a translation of this document in an alternative language please telephone - 01757 705101.

LEADER'S FOREWORD

The Statement of Accounts for 2017/18 sets out the full financial details of the Council's activities.

Over the last year the Council has worked hard to deliver on the priorities set out in our Corporate Plan. We've been investing in supporting long-term growth, housing and quality of life, despite the back drop of continued reductions in central government funding.

Our Corporate Plan, which was developed in partnership with our residents, businesses and the organisations we work alongside, has been refreshed in 2018 - it sets out our ambition to make Selby district a great place.... to do business, to enjoy life and to make a difference, supported by the Council delivering great value.

Our overall financial performance remains strong. We've delivered a number of in-year savings and benefitted from cash windfalls from renewable energy business rates. We've used these gains wisely, by developing our approach to facilitating sustained economic growth – investing in how we support business growth, investing in our planning service and investing in building new affordable homes both through the Council's own Housing Service and through our partnership with Selby and District Housing Trust.

We've also invested in our existing assets over the year – for example, improvements to our housing stock for the benefit of our tenants.

For a small Council capacity can be challenging at times and we started the year with a new staffing structure which better aligns with our priorities. This new approach builds on the new ways of working we introduced a few years previously and ensures that we have the capacity in the right place at the right time to deliver what we need.

That capacity has been deployed to deliver the services our communities need day in, day out and we've made some great strides in improving the way we work. We've enabled on-line benefit claims, we've run a series of campaigns which have reduced litter across our district and we've increased the number of visits to our leisure centres, to name but a few.

But we also know we cannot operate effectively by acting alone - this year has once again shown the value of partnership. In particular our on-going Better Together work with North Yorkshire County Council continues to deliver efficiencies for both sides, helping to make us more resilient and enabling us to make use of new skills and support that would otherwise be out of our reach.

Overall, 2017/18 was a year of challenge and change, and we end the year confident about our financial position and in our ability to deliver on our promises.

Councillor Mark Crane
Leader of the Council

NARRATIVE STATEMENT

1. Introduction

The purpose of this Narrative Statement is to provide an easily understandable guide to the most significant matters reported in the accounts, and an explanation in overall terms of the Council's financial position. The Narrative Statement also includes an explanation of the purpose of each statement and the inter-relationship between statements. The accounts presented are of a Single Entity as the Council has no relationships that require it to prepare Group Accounts.

2. The Council's Accounts

The accounts have been compiled using the "Code of Practice on Local Authority Accounting in the UK 2017/18" (the Code) published by the Chartered Institute of Public Finance and Accountancy (CIPFA). The code is based on International Financial Reporting Standards. The financial figures contained within the statements and their supporting notes are rounded as appropriate and this is shown on the statement or note. The accounts contain the following statements for the year 1 April 2017 to 31 March 2018:

Accounting Policies - This explains the basis of the figures in the accounts and the principles on which the Statement of Accounts has been prepared by the Council.

Statement of Responsibilities for the Statement of Accounts - This statement sets out the respective responsibilities of the Council and the Chief Finance Officer for the accounts.

Movement in Reserves Statement - This statement shows the movement in the year on the different reserves held by the Council, analysed into 'usable reserves' (i.e. those that can be utilised to fund expenditure or reduce local taxation) and other 'unusable reserves'. The surplus or (deficit) on the provision of services line shows the true economic cost of providing the Council's services, more details of which are shown in the Comprehensive Income & Expenditure Statement. These are different from the statutory amounts required to be charged to the General Fund Balance and the Housing Revenue Account for Council Tax setting and dwellings rent setting purposes. The net increase/decrease before transfers to earmarked reserves line shows the statutory General Fund Balance and Housing Revenue Account Balance before any discretionary transfers to or from earmarked reserves undertaken by the Council.

Expenditure and Funding Analysis Statement - This statement demonstrates how the funding available to Selby District Council for the year, has been used in providing services in comparison with those resources consumed or earned by the Council.

Comprehensive Income & Expenditure Statement - This statement shows the accounting net cost in the year of providing services for which the Council is responsible in accordance with generally accepted accounting practices, rather than the amount to be funded from income from local taxpayers (such as Council Tax and National Non-Domestic Rates). The Council raises taxation, collects fees & charges and receives grant funding to cover expenditure in accordance with regulations; however this funding is different to the true accounting costs incurred by the Council. The reconciliation of these two positions are shown in the Movement in Reserves Statement.

Balance Sheet - This shows the net value of the Council in terms of the balances and reserves at the Council's disposal, its long-term indebtedness, long term liabilities, net current assets employed in its operation and summarised information on the non-current assets held. The net assets of the Council (assets less liabilities) are matched by reserves held by the Council. Reserves are reported in two categories - usable and unusable. Usable reserves are those reserves that the Council may use to provide services, subject to the need to maintain them at a prudent level and any statutory limitations on their use. Unusable reserves are those that the Council is not able to use to provide services. They include reserves that hold unrealised gains and losses (e.g. the Revaluation Reserve), where amounts would only become available to provide services if the assets are sold; and reserves that hold timing differences shown in the Movement in Reserves Statement line 'Adjustments between accounting basis and funding basis under regulations'.

NARRATIVE STATEMENT

2. The Council's Accounts continued

Cash Flow Statement - This shows the changes in cash and cash equivalents of the Council during the reporting period. The statement shows how the Council generates and uses cash and cash equivalents by classifying cash flows as operating, investing and financing activities. The amount of net cash flows arising from operating activities is a key indicator of the extent to which the operations of the Council are funded by way of taxation and grant income or from recipients of services provided by the Council. Investing activities identify the extent to which cash flows have been made for resources which are intended to contribute to the Council's future service delivery. Cash flows arising from financing activities relate to the funding of capital expenditure (i.e. borrowing) to the Council.

Housing Revenue Account (HRA) Income and Expenditure Statement - The Council must account separately for the local authority housing function, and it is ringfenced from the General Fund so that rents cannot be subsidised from Council Tax or vice versa. It shows the major elements of housing revenue expenditure - maintenance, administration, rent rebates and capital financing - and how rents and other income meet these. The Council charges rents in accordance with accounting regulations; and therefore this may be different from the accounting cost.

Movement on the Housing Revenue Account (HRA) Statement - This shows how the HRA Income and Expenditure Statement surplus or deficit for the year reconciles to the movement on the Housing Revenue Account balance for the year. The overall objectives and the general principles for its construction are the same as those generally for the Movement in Reserves Statement.

The Collection Fund - This is a statement and shows the transactions of the Council as a billing authority in relation to Non-Domestic Rates and the Council Tax collections, and illustrates the way in which these funds have been distributed to precepting bodies such as North Yorkshire County Council, the Government and the General Fund. The Council has a statutory obligation to maintain a separate Collection Fund.

Annual Governance Statement - This statement sets out the internal control framework operated by the Council during 2017/18 and presents a review of the effectiveness of the system as required by the CIPFA/SOLACE Framework issued in 2007.

3. Structure of the Council's Accounts

The Council has to manage spending on services within a statutory framework, making sure that spending keeps within cash-limited budgets. This requires keeping:

- A General Fund to account for day-to-day spending on most Council services.
- A separate Housing Revenue Account.
- A separate Collection Fund Account.
- A capital programme to account for investment in non-current assets needed for the delivery of Council services.

The way each of these is funded is also different:

- General Fund services are paid for from government grant, council tax, non-domestic rates and service charges.
- Housing income comes from housing rents.
- The Collection Fund is financed by income from taxpayers.
- The capital programme is funded in various ways - long-term borrowing, external finance, capital receipts from the sale of Council non-current assets and from revenue budget contributions.

NARRATIVE STATEMENT

4. Revenue Spending in 2017/18

Revenue expenditure for 2017/18 is summarised in the Comprehensive Income and Expenditure Statement. This shows the costs of all the Council's services and how the net expenditure has been funded. The following charts show where the Council's money comes from and what it is spent on.

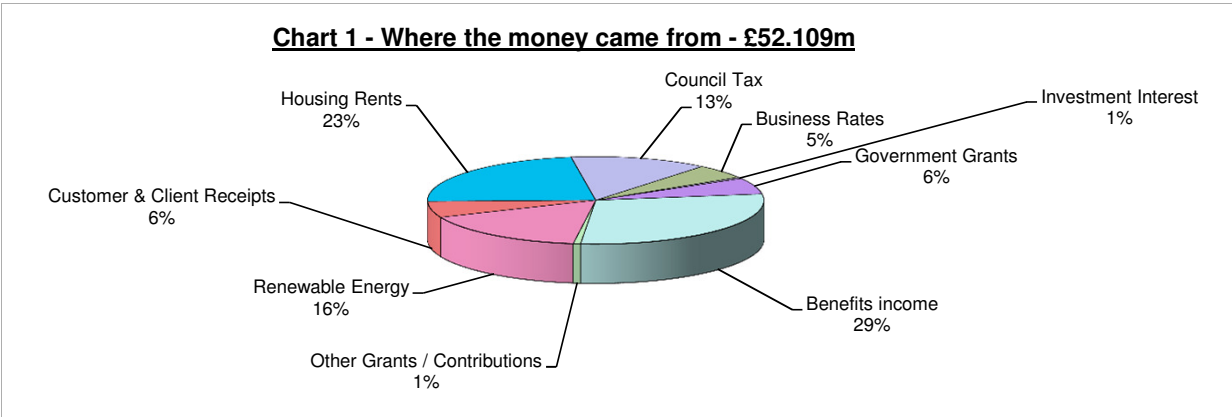


Chart 1 above shows income received in the year of £52.109m. 35% (£18.1m) of this is received from the government as direct grants, mainly to fund benefit payments and formula (or indirect) grants, i.e. grants that are not ring-fenced for specific purposes. Council Tax provides a further £6.9m, which includes £1.8m for Parish Council precepts, and the Council's share of business rates retention contributes £2.7m, with £8.6m in business rates from renewable energy facilities. Housing Rents provide £12.0m.

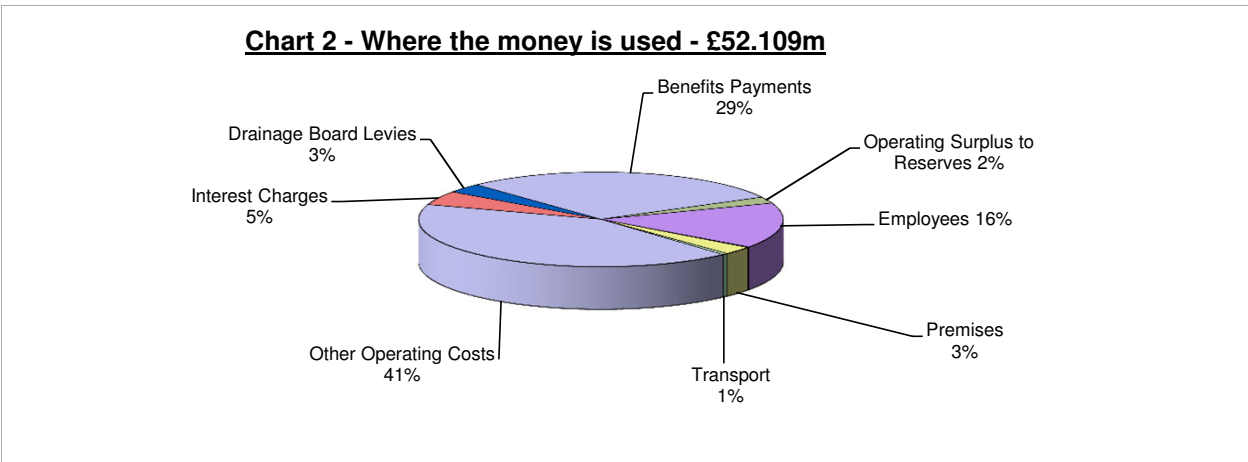


Chart 2 above shows a significant proportion of the Council's money £15.2m is spent on Housing benefit payments. Other operating costs total £21.7m, which include the running costs of services including the HRA and contracts for recycling, refuse collection, street cleansing, grounds maintenance, gas servicing, leisure contracts and financing the capital programme. £8.1m was spent on employee costs. Other costs include drainage board levies at £1.6m, interest payable costs £2.5m and the costs of running & maintaining council non-dwelling property £1.4m. £1.1m has been transferred to reserves for future usage from the surpluses generated on General Fund and HRA services, of which further detail follows.

NARRATIVE STATEMENT

Financial Performance in 2017/18 Compared to Agreed Budget

The latest approved budget anticipated a break even position for the General Fund after budgeted transfers to reserves and a transfer to the Housing Revenue Account Major Repairs Reserve (MRR) of £1.185m. The out-turn position was a General Fund surplus £415k and the Housing Revenue Account surplus was £1.919m. The performance against budgets for General Fund services and the Housing Revenue Account are shown separately in the following paragraphs.

General Fund

	Latest Approved Budget £'000	Actual £'000	Difference £'000
Net Cost of Services	6,161	5,867	(294)
Parishes Precepts	1,777	1,777	-
Internal Drainage Board Levies	1,667	1,663	(4)
Interest Payable and Similar Charges	91	100	9
Investment Interest	(100)	(207)	(107)
Net Operating Expenditure	9,596	9,200	(396)
Revenue Support Grant	(594)	(593)	1
Government Grants	(2,665)	(2,663)	2
Renewables Income	(8,591)	(8,591)	-
Business Rates	(2,023)	(2,023)	-
Council Tax Precept (including parish precepts)	(6,903)	(6,903)	-
Collection Fund Surplus Share	(84)	(84)	-
Net (surplus) / deficit	(11,264)	(11,657)	(393)
Other Non Cash Adjustments	1,102	1,084	(18)
Transfers to / (from) Reserves	10,162	10,158	(4)
Year End (Surplus) / Deficit	-	(415)	(415)

NARRATIVE STATEMENT

4. Revenue Spending in 2017/18 continued

The previous table shows a saving against the General Fund of £414k. The table below looks at the major variances and gives a brief explanation as to why they have occurred. The main variances shown demonstrate that as part of its prudent financial management councillors and officers continually review budgets to achieve efficiency savings.

General Fund		
	Variance £'000	Reason for Variance
Employee & Travel Costs	(139)	Savings on salaries across the Council due to the recruitment to the new structure during the year, natural turnover of staff resulting in vacancies and staffing levels being carefully managed.
Planning Specialist Support	148	Use of specialist advice to support the volume and complex nature of planning applications and in part due to the pressure on the team through vacancies
Benefit Payments	(25)	Overall benefits saving generated from lower than anticipated overpayment debtors adjustments and lower rent allowance payments.
Budget Savings	47	Small shortfall in the planned savings target, mitigated by the overall General Fund surplus.
Contingency	(195)	Unspent in the year - drawdowns for support not required.
Investment Income	(107)	Earnings from investments have exceeded budget, this is due to buoyant cash balances.
Recycling & Waste Collection Income	(168)	This variance due to latest forecasts on recycling activity and prices, demand for new bins for housing development sites and the continued proactive marketing of the commercial waste service.
Recharges to Ryedale DC	(60)	A backdated recharge of officer time to Ryedale DC for HR and Marketing Support.
Supporting People	92	Continued fall of grant available from NYCC and eligibility of residents not being met by an increased private payers base.
Miscellaneous	(7)	Numerous smaller and compensating variances contributing towards the final surplus.
Total	(414)	

Investment income for the General Fund exceeded budget by £107k due to the level of funds available for investment an average of £51.3m available against a forecasted £35 to £50m. These funds were available on a temporary basis and the levels of funds available was mainly dependent on the timing of business rates and precept payments. The Council achieved an average return on it's investments of 0.53% for the year through pooling arrangements in place with NYCC.

NARRATIVE STATEMENT

4. Revenue Spending in 2017/18 continued

Non cash adjustments included in surplus/deficit on service provision are accounting adjustments made to the accounts that are reversed out within 'other non-cash adjustments' and will not impact on the Council Tax Payer. The variance comprises of the gain/loss on disposal on non-current assets, contribution of housing capital receipts to the government pool, recognised capital grants and contributions and pension fund adjustments.

Other non cash adjustments are accounting adjustments made to the accounts so that these accounting costs do not impact on the Council Tax Payer. The variance is made up of the variances in non-current asset depreciation, capital accounting & funding adjustments and pension fund adjustments.

Housing Revenue Account

The Housing Revenue Account (HRA) was estimated to make a surplus of £1.185m which was budgeted to be transferred to the Major Repairs Reserve (MRR) to support funding of the capital programme and HRA balances. The out-turn position is a surplus of £1.919m, this additional surplus has also been transferred to the Major Repairs Reserve.

	Latest Approved Budget £'000	Actual £'000	Difference £'000
Net Service Position	4,594	4,593	(1)
Interest Payable and Similar Charges	2,638	2,413	(225)
Investment Interest	(25)	(62)	(37)
Housing Rents	(12,070)	(12,025)	45
Garage Rents	(97)	(98)	(1)
Debt Management Expenses	6	6	-
Provision for Bad & Doubtful Debts	123	69	(54)
Contingency	75	-	(75)
Savings Target	77	-	(77)
Net (surplus) / deficit	(4,679)	(5,104)	(425)
Capital Expenditure financed from revenue	3,286	2,977	(309)
Other Non Cash Adjustments	1,292	1,292	-
Transfers to / (from) Reserves	(1,084)	(1,084)	-
(Surplus) / Deficit available for distribution	(1,185)	(1,919)	(734)
Transfers (to) / from MRR	(1,185)	(1,919)	(734)
Year End (Surplus) / Deficit	-	-	-

The table shows a difference against the HRA Budget of £734k. The table following looks at the major variances and gives a brief explanation as to why they have occurred. The main variances shown demonstrate that as part of its prudent financial management, councillors and officers continually review budgets to achieve efficiency savings.

NARRATIVE STATEMENT

4. Revenue Spending in 2017/18 continued

Housing Revenue Account		
	Variance £'000	Reason for Variance
Employees	38	Shortfall due to cleaning costs for the community centres.
Premises Costs	(50)	Savings due to main painting programme delivered through capital programme and hostel utility and running costs.
Supplies & Services	28	Spend on subcontractors covering trades team vacancies, offset by savings in septic tank emptying and systems.
Provision for Bad Debts	(55)	A nominal 1% provision against rents is made in the budget, arrears calculations have not suggested an increase is required yet although the wider roll out of universal credit may have an impact.
External Interest Payable	(225)	Saving from not taking out additional PWLB borrowing to support Housing Development Schemes, internal borrowing utilised.
Budget Savings	(77)	Budget savings were exceeded for the year due to full pay down of the pension fund deficit at the end of 2016/17.
Contingency	(75)	Unspent in the year - drawdowns for support not required.
Capital Expenditure Financed from Revenue	(309)	In year savings in the capital programme have led to lower contributions to the Major Repairs Reserve to cover the costs.
Rent - Dwellings	45	The variance is driven by worse void turnover times than budgeted and one additional right to buy sale (21 in 2017/18) than was assumed in the budget.
Investment Income	(37)	Earnings from investments have exceeded budget, this is due to buoyant cash balances.
Other Sundry Costs	(17)	Numerous smaller and compensating variances contributing towards the final surplus.
Total	(734)	

Other non cash adjustments are the accounting adjustments made to the accounts to reverse out impairment and depreciation charges and the profit/loss on disposal of non-current assets. It also includes capital accounting adjustments and pension fund adjustments.

Within both the General Fund and HRA a number of projects and financial commitments were not completed by 31 March 2018 and financial resources are being carried forward to 2018/19 to complete these projects. The total value of carry forwards is £10.015m (£3.369m Housing Revenue Account, £6.646m General Fund).

The detailed Core Financial Statements and accompanying notes are shown on pages 19 to 106.

5. Capital Expenditure

In 2017/18 the Council spent £3.492m (2016/17 £4.268m) on its capital programme (£0.771m General Fund and £2.271m Housing Revenue Account). An analysis of where the money was spent and the sources of funding are shown in the following two tables:

Capital Programme Analysis	Actual £'000	Proportion %
Council Dwelling Improvements	1,284	36.8%
Council dwelling construction	1,107	31.7%
Equipment & Vehicles, including Intangible Assets (e.g. computer software)	433	12.4%
Other Land and Buildings, including Community Assets	377	10.8%
Home Improvement Grants and Loans and Disabled Facilities Grants	181	5.2%
Loans to Selby District Housing Trust	110	3.2%
Total	3,492	100%

NARRATIVE STATEMENT

5. Capital Expenditure continued

Where the money came from	Actual £'000	Proportion %
Government Supported Borrowing	-	0.0%
Prudential / Internal Borrowing	(1,033)	29.6%
Capital Receipts	(160)	4.6%
Major Repairs Reserve	(1,365)	39.1%
Grants and Contributions	(179)	5.1%
Revenue and Reserves	(755)	21.6%
Total	(3,492)	100%

Explanation of variances against budget

The Council expected to spend £11.3m on its capital programme in 2017/18, £4.7m on General Fund and £6.6m on its Housing Investment. However there was an underspend of £0.52m on the General Fund and £0.52m on the Housing Revenue Account. The underspend on the General Fund was mainly due to ICT schemes being rationalised and a new series of channel shift schemes launched during 2018/19 and demand for Disabled Facilities Grants services, policy changes to speed up processes and North Yorkshire County Council are providing more resource to target the backlog of referrals. The HRA underspend was due to savings on heating system replacements from fewer failures, demand for damp works improvements and innovation to target the issues and Estate Improvements. Work on these projects will be completed in 2018/19 or later.

The major items of capital expenditure in 2017/18 were as follows:

	Actual £'000
Leisure & Sports Facilities	107
IT Hardware & Software	433
Central Heating systems	254
Rewiring	241
Pointing	262
Kitchens	145
Damp works	134
External door replacements	24
Disabled Facilities Grants	181
Car Parks	21
Industrial Unit Maintenance	44
Portholme Road Culvert Repairs	124
Other capital initiatives	110
Housing developments	1,108
Other Housing improvements	304
Total	3,492

6. Borrowing Facilities and Capital Borrowing

The Council's ability to borrow is governed by the Local Government Act 2003 and the CIPFA Prudential Code for Capital Finance in Local Authorities. The Council is able to determine its own programmes for capital investment in fixed assets that will assist in the delivery of its services to the citizens of the Selby District, subject to that programme being affordable, prudent and sustainable.

The Council did not take out new external borrowing during 2017/18 but used internal borrowing to fund housing development schemes at Byram and Eggborough. This involves using cash held by the council which generates low returns in the current climate rather than borrowing externally from the PWLB at higher rates.

NARRATIVE STATEMENT

7. Collection Fund

At 31 March 2018 there is a net surplus on the Collection Fund of £3.7m. The Council Tax element is a deficit of £0.9m of which £778k is owed by North Yorkshire County Council, North Yorkshire Police Authority and North Yorkshire Fire and Rescue Authority. There is a surplus of £4.6m for non-domestic rates. Of the surplus £2.3m is owed to the central government and £464k to North Yorkshire County Council and North Yorkshire Fire and Rescue Authority.

8. Pensions Liability

The Council participates in the Local Government Pension Scheme, administered by North Yorkshire County Council. The Pension Liability shown in the Balance Sheet decreased from £11.357m at 31 March 2017 to £11.038m at 31 March 2018 based on the 2016 triennial review of the fund. This liability is set out in detail in note 43 and has been brought about as the value of liabilities exceeds the fair value of assets. It has a substantial impact on the net worth of the Council as recorded in the Balance Sheet, but the statutory arrangements for funding the deficit mean that the financial position of the Council remains healthy. The deficit on the scheme will be made good by contributions over the remaining working life of employees as assessed by the scheme actuary.

9. Significant Points to Note in Respect of the Balance Sheet

The Balance Sheet on page 22 shows that the net worth of the Council increased by £35.723m to £162.017m. Significant movements on the balance sheet include an increase in non-current assets of £20.95m, primarily due to a significant change in measurement of the value of Council House land and buildings, enhanced by expenditure on the capital programme, offset by the net impact of disposals and depreciation. Cash equivalents increased by £18.19m to reflect an improved cash position, largely relating to Collection Fund balances; which is also reflected in the increase in Short term creditors of £6.341m.

In 2017/18 the Council received capital receipts of £1.6m from the sale of council houses and other land and buildings.

10. Review of the Council's Current Financial Position

At the 31 March 2018 the Council's usable reserves stood at £36.468m compared to £25.613m at the end of 2017/18. Included within these figures are £3.9m (£1.7m General Fund and £2.2m HRA) of unallocated revenue reserves. The remaining usable reserves include £22.77m earmarked reserves, £4.33m major repairs reserve and £4.94m capital receipts reserve. The latter two represent sums set aside to meet the cost of future capital programme costs.

NARRATIVE STATEMENT

10. Review of the Council's Current Financial Position continued

The Section 151 officer annually undertakes a risk assessment to calculate a minimum level for reserves. For 2017/18 the minimum level was calculated to be £1.5m for General Fund and £1.5m for the Housing Revenue Account. The Medium Term Financial Plan assumes increases to reserves over the next few years to ensure that future demands can be met.

11. Changes in Accounting Practices & Policies

This set of Accounts is prepared under International Financial Reporting Standards (IFRS) as set out in the Code of Practice on Local Authority Accounting in the United Kingdom - A Statement of Recommended Practice issued by the Chartered Institute of Public Finance and Accountancy (CIPFA). The IFRS requires that accounting policies are applied retrospectively.

Accounting policies are defined by the Code of Practice as "the specific principles, bases, conventions, rules and practices applied by an entity in preparing and presenting financial statements". The starting premise is that accounting policies prescribed by the Code should be followed, but need not be applied if the effect of applying them is not material. The accounting policies of the Council have been reviewed for ongoing compliance with IFRS and amended as required.

Changes in accounting policies are only permitted if the change is required by the Code or where the change results in the financial statements providing more reliable and relevant information. A change in circumstances or adoption of policies for "new" transactions, events or conditions that did not occur or were not material previously are not classed as changes in accounting policies.

12. Future Developments

The Council's Medium Term Financial Plan is set within a robust and well established planning framework (Medium Term Financial Strategy), which is based on an analysis of the key influences on the Council's financial position and an assessment of the main financial risks facing the Council. This strategic framework has enabled the Council to deliver significant performance improvements in many areas, whilst maintaining effective control and use of its limited financial resources. The Council is facing further risks and pressures over the medium term and these are identified in the following paragraphs.

Funding from Central Government: Reductions in central government funding are set to continue for the foreseeable future. Appeals and business closures continue to represent a risk to business rates income, although we are in receipt of significant cash windfalls from renewable energy facilities which means that the Council's business rates income is well above target. This income remains in doubt as the government considers the future system of 100% business rates retention for local authorities, so the Council has resolved to earmark it for future growth related projects and to generate income and long-term savings in recurring costs. The Council's Programme for Growth aims to use this income to deliver the Council's priorities and to generate a return on investment to help drive self-sustainability. A suite of projects have been approved to achieve this.

Economic Climate: The economy continues to present challenges for the Council. Low Bank of England base interest rates continue to drive low returns on Council investments. Following Brexit, there continues to be some uncertainty in the economy and interest rates remain low. There is more positivity in the house building sector currently and Selby Council along with the Selby District Housing Trust continue to progress their housing development plans for the future. This increases demand on services including the waste and recycling service which could see increased costs as a consequence of higher collections. In addition, the future of the New Homes Bonus remains uncertain with Councils seeking to get more clarity on this. Our financial strategy and plan recognise these challenges and seek to provide financial resilience through savings and efficiencies and through the use of reserves and balances where appropriate. For example using one-off resources to facilitate spend to save initiatives to deliver on-going savings and improved value for money.

NARRATIVE STATEMENT

12. Future Developments continued

2018/19 will see the introduction of Universal Credit to the Selby District. Evidence from other areas that have rolled this out shows that rent debt increased considerably, and this represents a risk to the surpluses in the Housing Revenue Account which are used to help maintain the housing stock. Considerable work has gone into preparations for its introduction which will help to mitigate the risk.

STATEMENT OF RESPONSIBILITIES FOR THE STATEMENT OF ACCOUNTS

The District Council's responsibilities

The authority is required to:

- Make arrangements for the proper administration of its financial affairs and to secure that one of its officers has responsibility for the administration of those affairs. In this Council, that officer is the Chief Finance Officer (Section 151 Officer).
- Manage its affairs to secure economic, efficient and effective use of resources and safeguard its assets.
- Approve the statement of accounts.

The Chief Finance Officer's responsibilities

The Chief Finance Officer (s151) is responsible for the preparation of the Council's statement of accounts in accordance with proper practices as set out in the CIPFA/LASAAC Code of Practice on Local Authority Accounting in the United Kingdom (the Code).

In preparing this Statement of Accounts the Chief Finance Officer (s151) has:

- Selected suitable accounting policies and then applied them consistently.
- Made judgements and estimates that were reasonable and prudent.
- Complied with the Local Authority Code.

The Chief Finance Officer (s151) has also:

- Kept proper accounting records which are up to date.
- Taken reasonable steps for the prevention and detection of fraud and other irregularities.

Certification of the Accounts

I hereby certify that the Statement of Accounts on pages 19 - 104 present a true and fair view of the financial position of the Authority at the accounting date and its income and expenditure for the year ended 31 March 2018.

Karen Iveson

CPFA

Chief Finance Officer (s151)

Dated

25 July 2018

Approval of the Accounts

This Statement of Accounts was approved by a resolution of the Audit and Governance Committee of Selby District Council on 25 July 2018.

Councillor M Jordan

Chair of Audit Committee

Dated

25 July 2018

Independent auditor's report to the Members of Selby District Council

Opinion on the financial statements

We have audited the financial statements of Selby District Council ('the Council') for the year ended 31 March 2018 under the Local Audit and Accountability Act 2014. The financial statements comprise the Expenditure and Funding Analysis, the Comprehensive Income and Expenditure Statement, the Movement in Reserves Statement, the Balance Sheet, the Cash Flow Statement, the Housing Revenue Account Income and Expenditure Statement, the Movement on the Housing Revenue Account Statement, Collection Fund and the notes to the financial statements, including the summary of significant accounting policies. The financial reporting framework that has been applied in their preparation is applicable law and the CIPFA/LASAAC Code of Practice on Local Authority Accounting in the United Kingdom 2017/18.

In our opinion the financial statements:

- give a true and fair view of the financial position of Selby District Council as at 31 March 2018 and of its expenditure and income for the year then ended; and
- have been prepared properly in accordance with the CIPFA/LASAAC Code of Practice on Local Authority Accounting in the United Kingdom 2017/18.

Basis for opinion

We conducted our audit in accordance with International Standards on Auditing (UK) (ISAs (UK)) and applicable law. Our responsibilities under those standards are further described in the Auditor's responsibilities section of our report. We are independent of the Council in accordance with the ethical requirements that are relevant to our audit of the financial statements in the UK, including the FRC's Ethical Standard, and we have fulfilled our other ethical responsibilities in accordance with these requirements. We believe that the audit evidence we have obtained is sufficient and appropriate to provide a basis for our opinion.

Conclusions relating to going concern

We have nothing to report in respect of the following matters in relation to which the ISAs (UK) require us to report to you where:

- the Chief Finance Officer's use of the going concern basis of accounting in the preparation of the financial statements is not appropriate; or
- the Chief Finance Officer has not disclosed in the financial statements any identified material uncertainties that may cast significant doubt about the Council's ability to continue to adopt the going concern basis of accounting for a period of at least twelve months from the date when the financial statements are authorised for issue.

Other information

The Chief Finance Officer is responsible for the other information. The other information comprises the information included in the Statement of Accounts, other than the financial statements and our auditor's report thereon. Our opinion on the financial statements does not cover the other information and, except to the extent otherwise explicitly stated in our report, we do not express any form of assurance conclusion thereon.

In connection with our audit of the financial statements, our responsibility is to read the other information and, in doing so, consider whether the other information is materially inconsistent with the financial statements or our knowledge obtained in the audit or otherwise appears to be materially misstated. If we identify such material inconsistencies or apparent material misstatements, we are required to determine whether there is a material misstatement in the financial statements or a material misstatement of the other information. If, based on the work we have performed, we conclude that there is a material misstatement of this other information, we are required to report that fact.

We have nothing to report in this regard.

Responsibilities of the Chief Finance Officer for the financial statements

As explained more fully in the Statement of Responsibilities for the Statement of Accounts, the Chief Finance Officer is responsible for the preparation of the Statement of Accounts, which includes the financial statements, in accordance with proper practices as set out in the CIPFA/LASAAC Code of Practice on Local Authority Accounting in the United Kingdom 2017/18, and for being satisfied that they give a true and fair view. The Chief Finance Officer is also responsible for such internal control as the Chief Finance Officer determines is necessary to enable the preparation of financial statements that are free from material misstatement, whether due to fraud or error.

The Chief Finance Officer is required to comply with the CIPFA/LASAAC Code of Practice on Local Authority Accounting in the United Kingdom 2017/18 and prepare the financial statements on a going concern basis, unless the Council is informed of the intention for dissolution without transfer of services or function to another entity. The Chief Finance Officer is responsible for assessing each year whether or not it is appropriate for the Council to prepare its accounts on the going concern basis and disclosing, as applicable, matters related to going concern.

Auditor's responsibilities for the audit of the financial statements

Our objectives are to obtain reasonable assurance about whether the financial statements as a whole are free from material misstatement, whether due to fraud or error, and to issue an auditor's report that includes our opinion. Reasonable assurance is a high level of assurance, but is not a guarantee that an audit conducted in accordance with ISAs (UK) will always detect a material misstatement when it exists. Misstatements can arise from fraud or error and are considered material if, individually or in the aggregate, they could reasonably be expected to influence the economic decisions of users taken on the basis of these financial statements.

A further description of our responsibilities for the audit of the financial statements is located on the Financial Reporting Council's website at www.frc.org.uk/auditorsresponsibilities. This description forms part of our auditor's report.

Conclusion on Selby District Council's arrangements for securing economy, efficiency and effectiveness in the use of resources

Conclusion

On the basis of our work, having regard to the guidance on the specified criterion issued by the Comptroller and Auditor General in November 2017, we are satisfied that, in all significant respects, Selby District Council has put in place proper arrangements to secure economy, efficiency and effectiveness in its use of resources for the year ended 31 March 2018.

Basis for conclusion

We have undertaken our review in accordance with the Code of Audit Practice issued by the Comptroller and Auditor General, having regard to the guidance on the specified criterion issued in November 2017, as to whether the Council had proper arrangements to ensure it took properly informed decisions and deployed resources to achieve planned and sustainable outcomes for taxpayers and local people. The Comptroller and Auditor General determined this criterion as that necessary for us to consider in satisfying ourselves whether the Council put in place proper arrangements for securing economy, efficiency and effectiveness in its use of resources for the year ended 31 March 2018.

We planned our work in accordance with the Code of Audit Practice. Based on our risk assessment, we undertook such work as we considered necessary to form a view on whether, in all significant respects, the Council had put in place proper arrangements to secure economy, efficiency and effectiveness in its use of resources.

Responsibilities of the Council

The Council is responsible for putting in place proper arrangements to secure economy, efficiency and effectiveness in its use of resources, to ensure proper stewardship and governance, and to review regularly the adequacy and effectiveness of these arrangements.

Auditor's responsibilities in relation to review of arrangements for securing economy, efficiency and effectiveness in the use of resources

We are required under section 20(1)(c) of the Local Audit and Accountability Act 2014 to satisfy ourselves that the Council has made proper arrangements for securing economy, efficiency and effectiveness in its use of resources. The Code of Audit Practice issued by the Comptroller and Auditor General requires us to report to you our conclusion relating to proper arrangements. We are not required to consider, nor have we considered, whether all aspects of the Council's arrangements for securing economy, efficiency and effectiveness in its use of resources are operating effectively.

Matters on which we are required to report by exception under the Code of Audit Practice

We are required by the Code of Audit Practice to report to you if:

- we issue a report in the public interest under section 24 of the Local Audit and Accountability Act 2014;
- we make a recommendation under section 24 of the Local Audit and Accountability Act 2014; or
- we exercise any other special powers of the auditor under sections 28, 29 or 31 of the Local Audit and Accountability Act 2014.

We have nothing to report in these respects.

Use of the audit report

This report is made solely to the members of Selby District Council, as a body, in accordance with part 5 of the Local Audit and Accountability Act 2014 and as set out in paragraph 43 of the Statement of Responsibilities of Auditors and Audited Bodies published by Public Sector Audit Appointments Limited. Our audit work has been undertaken so that we might state to the members of the Council those matters we are required to state to them in an auditor's report and for no other purpose. To the fullest extent permitted by law, we do not accept or assume responsibility to anyone other than the members of the Council, as a body, for our audit work, for this report, or for the opinions we have formed.

Certificate

We certify that we have completed the audit of Selby District Council in accordance with the requirements of the Local Audit and Accountability Act 2014 and the Code of Audit Practice.

Mark Kirkham
For and on behalf of Mazars LLP

Salvus House
Aykley Heads
Durham
DH1 5TS

25 July 2018

EXPENDITURE AND FUNDING ANALYSIS

The Expenditure and Funding Analysis demonstrates how the funding available to the Council for the year has been used in providing services in comparison with those resources consumed or earned by authorities in accordance with generally accepted accounting practices. This statement also shows how this expenditure is allocated for decision making purposes between the Council's directorates. Income and expenditure accounted for under generally accepted accounting practices is presented more fully in the Comprehensive Income and Expenditure Statement.

Further details can be seen in Note 5 to the Core Financial Statements (page 46).

EXPENDITURE & FUNDING ANALYSIS FOR 2017/18

Directorate	Net Expenditure Chargeable to the General Fund and HRA Balances	Adjustments between Funding & Accounting Basis	Net Expenditure in the Comprehensive Income and Expenditure Statement
Corporate Svcs & Commissioning	9,926	(9,922)	4
Economic Regeneration & Place	2,264	(138)	2,127
Legal & Democratic Services	880	(61)	819
Finance	(4,244)	(8,919)	(13,163)
Cost Of Services	8,827	(19,040)	(10,214)
Other Income & Expenditure	(16,609)	1,961	(14,648)
(Surplus) or Deficit	(7,782)	(17,079)	(24,862)
		£'000	
Opening General Fund & HRA Balance		(18,907)	
(Surplus) or Deficit		(7,782)	
Closing General Fund and HRA Balance at 31st March 2018		(26,690)	
General Fund Working Balance		(514)	
HRA Balance		0	
Earmarked Reserves		(7,268)	
		(7,783)	

EXPENDITURE & FUNDING ANALYSIS FOR 2016/17

Directorate	Net Expenditure Chargeable to the General Fund and HRA Balances	Adjustments between Funding & Accounting Basis	Net Expenditure in the Comprehensive Income and Expenditure Statement
Corporate Svcs & Commissioning	9,621	(32,638)	(23,017)
Economic Regeneration & Place	548	(45)	503
Legal & Democratic Services	691	(35)	656
Finance	1,022	(13,034)	(12,012)
Cost Of Services	11,882	(45,752)	(33,870)
Other Income & Expenditure	(11,763)	928	(10,835)
(Surplus) or Deficit	119	(44,824)	(44,705)
		£'000	
Opening General Fund & HRA Balance		(19,025)	
(Surplus) or Deficit		119	
Transfers Capital Grants Unapplied		0	
Closing General Fund and HRA Balance at 31st March 2017		(18,907)	
General Fund Working Balance		329	
HRA Balance		(1)	
Capital Grants Unapplied		0	
Earmarked Reserves		(209)	
		119	

COMPREHENSIVE INCOME & EXPENDITURE STATEMENT

This Statement shows the economic cost in the year of providing services in accordance with generally accepted accounting practices, rather than the amount to be funded from taxation. Authorities raise taxation to cover expenditure in accordance with regulations; which is different from the accounting cost. The taxation position is shown in the Movement in Reserves Statement. The Comprehensive Income and Expenditure Statement reconciles the year on year change in the net assets and Reserves held in the Balance Sheet.

The statement is divided into two sections; the Surplus or Deficit on the Provision of Services and the Other Comprehensive Income and Expenditure. The Surplus or Deficit on the Provision of Services represents the IFRS-based accountancy cost of delivering services by the County Council. The line items making up the Net Cost of Services have been amended from standard defined categories for local government, to a format which now more closely reflects the operational structure of the Council.

Other Comprehensive Income and Expenditure includes movements in the fair value of assets and actuarial movements on pension balances that are not reflected within the Surplus or Deficit of Provision of Services. All the results described above derive from continuing activities of the organisation.

2016/17				2017/18			
Expenditure	Income	Net Exp.		Expenditure	Income	Net Exp.	Notes
£'000	£'000	£'000		£'000	£'000	£'000	
35,022	(20,382)	14,640	Corporate Services & Commissioning	34,473	(21,796)	12,677	
-	(37,657)	(37,657)	Exceptional Item - Council Dwelling Revaluation	-	(12,673)	(12,673)	
1,667	(1,164)	503	Economic Development, Regeneration and Place	3,339	(1,212)	2,127	
1,003	(347)	656	Legal & Democratic	1,161	(342)	819	
1,683	(13,695)	(12,012)	Finance	1,559	(14,723)	(13,163)	
39,375	(73,245)	(33,870)	Cost of Services	40,532	(50,746)	(10,214)	
		4,275	Other Operating Expenditure			3,572	9
		2,935	Financing and Investment Income & Expenditure			2,539	10
		(18,045)	Taxation and Non-Specific Grant Income			(20,758)	11
		(44,705)	(Surplus) or Deficit on Provision of Services			(24,862)	
			Other Comprehensive Income and Expenditure				
		(3,585)	Surplus or deficit on Revaluation of Property, Plant and Equipment Assets			(9,687)	27.1
		-	Impairment Losses on Non-Current assets charged to the Revaluation Reserve			154	27.1
		-	(Surplus) / Deficit on revaluation of available for sale financial assets			-	27.2
		(57)	Remeasurement of the net defined benefit liability			(1,329)	43
		(3,642)	Total Other Comprehensive Income and Expenditure			(10,862)	
		(48,347)	Total Comprehensive Income and Expenditure			(35,724)	

	General Fund Balance £000	Earmarked GF Reserves £000	Housing Revenue Account £000	Earmarked HRA Reserves £000	Major Repairs Reserve £000	Capital Receipts Reserve £000	Capital Grants Unapplied £000	Total Usable Reserves £000	Total Unusable Reserves £000	Total Council Reserves £000
Balance at 31 March 2016	(1,468)	(14,097)	(2,266)	(1,193)	(2,929)	(2,521)	(313)	(24,787)	(53,161)	(77,948)
<u>Movement in reserves during 2016/17</u>										
(Surplus) or deficit on provision of services	(6,139)	0	(38,566)	0	0	0	0	(44,705)	0	(44,705)
Other Comprehensive Expenditure and Income	0	0	0	0	0	0	0	0	(3,642)	(3,642)
Total Comprehensive Expenditure and Income	(6,139)	0	(38,566)	0	0	0	0	(44,705)	(3,642)	(48,347)
Adjustments between accounting basis & funding basis under regulations (note 7)	5,937	0	38,887	0	518	(1,508)	45	43,879	(43,878)	0
Net Increase/Decrease before Transfers to Earmarked Reserves	(203)	0	321	0	518	(1,508)	45	(827)	(47,520)	(48,347)
Transfers to/from Earmarked Reserves (note 8)	531	(230)	(322)	21	0	0	0	(0)	0	(0)
Increase/Decrease (movement) in Year	328	(230)	(1)	21	518	(1,508)	45	(827)	(47,520)	(48,347)
Balance at 31 March 2017 carried forward	(1,140)	(14,327)	(2,267)	(1,172)	(2,410)	(4,029)	(267)	(25,614)	(100,680)	(126,294)
<u>Movement in reserves during 2017/18</u>										
(Surplus) or deficit on provision of services	(8,902)	0	(15,960)	0	0	0	0	(24,862)	0	(24,862)
Other Comprehensive Expenditure and Income		0		0	0	0	0	0	(10,862)	(10,862)
Total Comprehensive Expenditure and Income	(8,902)	0	(15,960)	0	0	0	0	(24,862)	(10,862)	(35,724)
Adjustments between accounting basis & funding basis under regulations (note 7)	1,400	0	15,682	0	(1,920)	(912)	(242)	14,008	(14,008)	0
Net Increase/Decrease before Transfers to Earmarked Reserves	(7,502)	0	(278)	0	(1,920)	(912)	(242)	(10,854)	(24,870)	(35,724)
Transfers to/from Earmarked Reserves (note 8)	6,990	(6,789)	278	(479)	0	0	0	0	0	0
Increase/Decrease (movement) in Year	(513)	(6,789)	0	(479)	(1,920)	(912)	(242)	(10,856)	(24,870)	(35,726)
Balance at 31 March 2018 carried forward	(1,653)	(21,117)	(2,267)	(1,651)	(4,330)	(4,941)	(508)	(36,468)	(125,549)	(162,017)

BALANCE SHEET

31-Mar-17 £'000		31-Mar-18		Notes
		£'000	£'000	
166,420	Property Plant & Equipment	187,004		12
513	Investment Property	500		16
141	Intangible Assets	410		17
1	Long Term Investments	-		18
701	Long Term Debtors	808		19
167,775	Total Non-current Assets	188,722		
-	Short Term Investments	-		18
-	Inventories and Work in Progress	-		21
3,438	Short Term Debtors	4,475		18,19,22
35,812	Cash and Cash Equivalents	54,003		23
39,250	Total Current Assets	58,478		
207,025	Total Assets		247,200	
(300)	Short Term Borrowing	(279)		18
(6,599)	Short Term Creditors	(12,940)		24
(1,580)	Provisions	(1,367)		25
(366)	Grants Receipts In Advance	(102)		37
(8,845)	Total Current Liabilities	(14,688)		
(60,300)	Long Term borrowing	(59,299)		18
(11,357)	Other Long Term Liabilities: Defined Benefit Pension Scheme	(11,038)		43
(229)	Finance Leases	(157)		40
(71,886)	Total Long Term Liabilities	(70,494)		
(80,731)	Total Liabilities		(85,183)	
126,294	Net Assets		162,017	
(25,613)	Usable Reserves		(36,468)	26
(100,681)	Unusable Reserves		(125,549)	27
(126,294)	Total Reserves		(162,017)	

Karen Iveson
CPFA
Chief Finance Officer (s151)

Dated 25 July 2018

CASH FLOW STATEMENT

2016/17 £'000		2017/18 £'000	Notes
(44,705)	Net (Surplus)/Deficit on the Provision of Services	(24,862)	
38,613	Adjustments to net (surplus)/deficit on the provision of services for non-cash movements	8,102	28
2,316	Adjustments for items included in the net (surplus)/deficit on the provision of services that are investing and financing activities	1,782	28
(3,776)	Net Cash Flow from Operating Activities	(14,978)	
1,305	Investing Activities	1,386	29
(7,832)	Financing Activities	(4,600)	30
(10,303)	Net increase or decrease in cash and cash equivalents	(18,192)	
(25,509)	Cash and cash equivalents at the beginning of the reporting period	(35,812)	
(35,812)	Cash and cash equivalents at the end of the reporting period	(54,004)	23

EXPLANATORY NOTES TO THE CORE FINANCIAL STATEMENTS

1. Accounting Policies

i. General Principles

The Statement of Accounts summarises the Council's transactions for the 2017/18 financial year and its position at the year-end of 31 March 2018. The Council is required to prepare an annual Statement of Accounts by the Accounts and Audit (England) Regulations 2015 which require them to be prepared in accordance with proper accounting practices. These practices primarily comprise the Code of Practice on Local Authority Accounting in the United Kingdom 2017/18, (known as "the Code of Practice") (which is issued by the Chartered Institute of Public Finance and Accountancy) and the Service Reporting Code of Practice 2017/18 (SeRCOP), supported by International Financial Reporting Standards (IFRS).

The accounting convention adopted in the Statement of Accounts is principally historical cost, modified by the revaluation of certain categories of non-current assets and financial instruments.

ii. Qualitative Characteristics of Financial Statements

(a). Relevance

The accounts have been prepared with the objective of providing information about the Council's financial position, performance and cash flows that is useful for assessing the stewardship of public funds and for making economic decisions.

(b). Reliability

The financial information is reliable as it has been prepared so as to reflect the reality or substance of the transaction, is free from deliberate systematic bias, is free from material error, is complete within the bounds of materiality and cost and has been prudently prepared.

(c). Comparability

In order to aid the understanding of the Statement of Accounts prior year comparable information is provided throughout the prime statements and the notes.

(d). Understandability

These accounts are based on accounting concepts and terminology which require reasonable knowledge of accounting and local government. Every effort has been made to use plain language and where technical terms are unavoidable they have been explained in the glossary contained within the accounts.

(e). Materiality

The concept of materiality has been utilised in preparing the accounts so that insignificant items and fluctuations under an acceptable level of tolerance are permitted provided that in aggregate they would not affect the interpretation of the accounts.

iii. Underlying Assumptions

(a). Accruals Basis

The financial statements, other than cash flow, are prepared on an accruals basis. Income and expenditure is recognised in the accounts in the period in which it is earned or incurred not as the cash is received or paid.

EXPLANATORY NOTES TO THE CORE FINANCIAL STATEMENTS

1. Accounting Policies continued

iii. Underlying Assumptions continued

(b). Going Concern

The accounts have been prepared on the assumption that the Council will continue in existence for the foreseeable future.

iv. Accruals of Income and Expenditure (Debtors and Creditors)

The revenue and capital accounts of the Council are maintained on an accruals basis in accordance with recognised accounting policies and the Code of Practice. The accounts reflect sums due to or from the Council during the year are included whether or not the cash has actually been received or paid in the year.

- Revenue relating to such things as Council Tax, Non Domestic Rates, is measured at the full amount receivable (net of any impairment losses as they are non-contractual non-exchange transactions and there can be no difference between the delivery and payment dates).
- Fees, charges and rents due from customers are accounted for as income at the date the Council provides the relevant goods or services.
- In the event that consideration has been paid in advance of the receipt of goods or services or other benefit, an authority shall recognise a debtor (i.e. payment in advance) in respect of that outflow of
- Supplies are recorded as expenditure when they are consumed - where there is a gap between the date supplies are received and their consumption; they are carried on the balance sheet as inventories.
- described above, the Council recognises it as a creditor (i.e. receipt in advance) in respect of that inflow of resources.
- Works are charged as expenditure when they are completed, before which they are carried as works in progress on the Balance Sheet.
- Interest receivable on investments and payable on borrowings is accounted for respectively as income and expenditure on the basis of the effective interest rate for the relevant financial instrument rather than the cash flows fixed or determined by the contract.
- Where income and expenditure have been recognised but cash has not been received or paid, a debtor or creditor for the relevant amount is recorded in the Balance Sheet. Where it is doubtful that debts will be settled, the balance of debtors is written down and a charge made to revenue for the income that

Exceptions to this include electricity and similar periodic payments. These are included at the date of the meter readings rather than apportioned between two financial years. The policy is applied consistently to ensure a full year's expenditure is included and therefore this does not have a material effect on the year's accounts.

v. Cash & Cash Equivalents

Cash is represented by cash in hand and deposits with financial institutions repayable without penalty on notice of not more than 24 hours. Cash equivalents are highly liquid investments that mature in three months or less from the date of acquisition and that are readily convertible to known amounts of cash with insignificant risk of change in value.

In the cash flow statement, cash and cash equivalents are shown net of bank overdrafts that are repayable on demand and form an integral part of the Council's cash management.

EXPLANATORY NOTES TO THE CORE FINANCIAL STATEMENTS

1. Accounting Policies continued

vi. Capital Receipts

Amounts in excess of £10,000 received from disposals of assets are credited to the Usable Capital Receipts Reserve, which can then only be used for new capital investment or set aside to reduce the Council's borrowing requirement.

A proportion of receipts relating to Housing Revenue Account dwellings (buildings) is payable into a Government pool, based on a central government formula.

vii. Council Tax Income

Selby District Council is a billing authority and is required by statute to maintain a separate fund for the collection and distribution of amounts due in respect of council tax and non-domestic rates. The Fund's key features relevant to accounting for council tax in the core financial statements are detailed below.

In its capacity as a billing authority the Council acts as an agent: it collects and distributes Council Tax income on behalf of the major preceptors and itself. The major preceptors are North Yorkshire County Council, North Yorkshire Police Authority and North Yorkshire Fire and Rescue Authority.

While the Council Tax income for the year credited to the Collection Fund is the accrued income for the year, regulations determine when it should be released from the Collection Fund and transferred to the General Fund of the billing authority or paid out of the Collection Fund to major preceptors. The amount credited to the General Fund under statute is the Council's precept or demand for the year plus the Council's share of the surplus on the Collection Fund for the previous year or less its share of the deficit on the Collection fund for the previous year; and this amount may be more or less than the accrued income for the year in accordance with GAAP, although in practice the difference would usually be small.

Council Tax income included in the Comprehensive Income and Expenditure Statement for the year is the accrued income for the year.

The difference between the income included in the Comprehensive Income & Expenditure Account and the amount required by regulation to be credited to the General Fund is taken to the Collection Fund Adjustment Account and included as a reconciling item in the Statement of Movement on the General Fund Balance.

Since collection of Council Tax is in substance an agency arrangement, the cash collected by the Council as billing authority from Council Tax debtors belongs proportionately to the billing authority and the major preceptors. There will therefore be a debtor/creditor position between the billing authority and each major preceptor to be recognised since the net cash paid to each major preceptor in the year will not be its share of cash collected from Council Taxpayers.

If the net cash paid to a major preceptor in the year is more than its proportionate share of net cash collected from Council Tax debtors/creditors in the year the Council as billing authority shall recognise a debit adjustment for the amount overpaid to the major preceptor in the year and the major preceptor shall recognise a credit adjustment for the same amount to the debtor/creditor position between them brought forward from the previous year.

EXPLANATORY NOTES TO THE CORE FINANCIAL STATEMENTS

1. Accounting Policies continued

vii. Council Tax Income continued

If the cash paid to a major preceptor is less than its proportionate share of net cash collected in the year from Council Tax debtors/creditors the Council as billing authority shall recognise a credit adjustment for the amount underpaid to the major preceptor in the year and the major preceptor shall recognise a debit adjustment for the same amount to the debtor/creditor position between them brought forward from the previous year.

The Cash Flow Statement of the Council includes in Revenue Activities cash flows only of its own share of Council Tax net cash collected from Council Tax debtors in the year; and the amount included for precepts paid excludes amounts paid to major preceptors. The difference between the major preceptors' share of the net cash collected from Council Tax debtors and net cash paid to major preceptors as precepts and settlement of the previous year's surplus or deficit on the Collection Fund is included as a net increase/decrease in other liquid resources.

viii. Charges to Revenue for Non-current Assets

Service revenue accounts, support services and trading accounts are debited with the following amounts to record the real cost of holding fixed assets during the year:

- Depreciation attributable to the assets used for the relevant service.
- Revaluation and impairment losses on assets used by the service where there are no accumulated gains in the Revaluation Reserve against which they can be written off.
- Amortisation of intangible assets attributable to the service.

The Council does not raise Council Tax to fund depreciation, revaluation and impairment losses or amortisations. However, it is required to make an annual provision from revenue to contribute towards the prudent reduction in its overall borrowing requirement based on the annual Capital Financing Requirement for capital projects funded from borrowing. Depreciation, revaluation and impairment losses and amortisation are therefore replaced by the contribution in the General Fund Balance (MRP or loans fund principal), by way of an adjusting transaction with the Capital Adjustment Account in the Movement in Reserves Statement for the difference between the two.

ix. Employee Benefits

(a). Benefits Payable During Employment

Short term employee benefits are those due to be settled wholly within 12 months of the year end. They include such benefits as wages and salaries, paid annual leave and paid sick leave, bonuses and non-monetary benefits (e.g. cars) for current employees and are recognised as an expense for services in the year in which employees render service to the Council. An accrual is made for the value of annual leave entitlement earned by employees but not taken before the year end which employees can carry forward into the following financial year. Any accrual would be charged to the Surplus or Deficit on Provision of Services in the Comprehensive Income and Expenditure Statement, but then reversed out through the Movement in Reserves Statement so that holiday benefits are charged to revenue in the financial year in which the holiday absence occurs.

(b). Termination Benefits

Termination benefits are amounts payable as a result of a decision by the Council to terminate an officer's employment before the normal retirement date or an officer's decision to accept voluntary redundancy in exchange for those benefits. They are charged on an accruals basis at year-end, to the appropriate service in the Comprehensive Income and Expenditure Statement at the point where either the Council can no longer withdraw the offer of those benefits or when the Council recognises costs for a restructuring.

EXPLANATORY NOTES TO THE CORE FINANCIAL STATEMENTS

1. Accounting Policies continued

iv. Employee Benefits continued

Where termination benefits involve the enhancement of pensions, the General Fund Balance is charged with the amount payable by the Council to the pension fund or pensioner in the year, not the amount calculated according to the relevant accounting standards. In the Movement in Reserves Statement, adjustments are made to and from the Pensions Reserve, to remove the notional debits and credits for pension enhancement termination benefits and replace them with debits for the cash paid to the pension fund and pensioners and any such amounts payable but unpaid at the year-end.

(c). Post Employment Benefits (Pensions)

The pension liabilities of the Council are to be accounted for using IAS 19 principles.

Council employees are members of the Local Government Pensions Scheme which is a fully funded defined benefits scheme administered by North Yorkshire County Council.

The liabilities of the North Yorkshire Pension Scheme attributable to the Council are included in the Balance Sheet on an actuarial basis using the projected unit method - i.e. an assessment of the future payments that will be made in relation to retirement benefits earned to date by employees, based on assumptions about mortality rates, employee turnover rates etc., and projections of projected earnings for current employees.

Liabilities are discounted to their value at current prices, using the relevant discount rate for the year (based on the indicative rate of return on average weighted 'spot yields' on AA rated bonds).

The assets of the North Yorkshire pension fund attributable to the Council are included in the Balance Sheet at their fair value:

- quoted securities - current bid price
- unquoted securities - professional estimate
- unitised securities - current bid price
- property - market value

The change in net pensions liability is analysed into the following components:

Service costs, which comprise:

- Current service cost - the increase in liabilities as a result of years of service earned this year. This is allocated in the Comprehensive Income and Expenditure Statement to the revenue accounts of services for which the employees worked.
- Past service cost - the increase in liabilities as a result of a scheme amendment or curtailment whose effect relates to years of service earned in earlier years. This is debited to the Surplus or Deficit on the Provision of Services in the Comprehensive Income and Expenditure Statement as part of Non Distributed Costs.
- Interest cost - the net interest on the net defined benefit liability, i.e. net interest expense for the Council. This is a charge for one year's worth of the discount on the liabilities, as they unwind, and the liabilities become one year closer to payment. This cost is charged to the Financing and Investment Income and Expenditure line of the Comprehensive Income and Expenditure Statement.

EXPLANATORY NOTES TO THE CORE FINANCIAL STATEMENTS

1. Accounting Policies continued

x. Employee Benefits continued

Remeasurement of liabilities will arise on an annual basis and relate to changes in assumptions about the value of assets and liabilities and demographic estimation, which comprise:

- The return on plan assets - excluding amounts included in net interest on the net defined benefit liability - charged to the Pensions Reserve as Other Comprehensive Income and Expenditure in the Comprehensive Income and Expenditure Statement.
- Actuarial gains and losses - changes in net pension liability that arise because events have not coincided with assumptions made at the last actuarial valuation or because the actuaries have updated their assumptions - charged to the Pensions Reserve as Other Comprehensive Income and Expenditure in the Comprehensive Income and Expenditure Statement.
- Contributions paid to the North Yorkshire Pension Fund - cash paid as employer's contributions to the pension funding settlement of liabilities; not accounted for as an expense.

The General Fund and Housing Revenue Account are charged with the amount payable by the Council to the pension fund in the year, and not the amount calculated according to relevant accounting standards. Any difference between these amounts is adjusted through the Pensions Reserve. This item is shown as a reconciling item within the Movement in Reserves Statement. The Pension Reserve makes adjustments to reverse the notional debits and credits for retirement benefits and replace them with debits for cash paid to the pension fund and any amounts payable to the fund but unpaid at the year-end.

xi. Events After the Balance Sheet Date

Events after the Balance Sheet date are those events, both favourable and unfavourable, that occur between the end of the reporting period and the date when the Statement of Accounts is authorised for issue. Two types of events can be identified:

- Those that provide evidence of conditions that existed at the end of the reporting period - the Statement of Accounts is adjusted to reflect such events.
- Those that are indicative of conditions that arose after the reporting period - the Statement of Accounts are not adjusted to reflect such events, but where a category of events would have a material effect, disclosure is made in the notes of the nature of the events and their estimated financial effect.

Events taking place after the date of authorisation for issue are not reflected in the Statement of Accounts.

EXPLANATORY NOTES TO THE CORE FINANCIAL STATEMENTS

1. Accounting Policies continued

xii. Exceptional Items

When items of income and expenditure are material, their nature and amount is disclosed separately, either on the face of the Comprehensive Income and Expenditure Statement or in the notes to the accounts, depending on how significant the items are to an understanding of the Council's financial performance.

xiii. Financial Instruments

A Financial Instrument is defined as: "any contract that gives rise to a financial asset of one entity and a financial liability or equity instrument of another." Although this covers a wide range of items, the main implications are in terms of investments and borrowings held by the Council.

The accounting standards on Financial Instruments IAS 32, 39 and IFRS 7 cover the concepts of recognition, measurement, presentation and disclosure. A financial asset or liability is recognised on the balance sheet when the Council becomes a party to the contractual provision of the instrument, initially at fair value and carried at their amortised cost.

Annual costs and income are posted to the Financing and Investment Income and Expenditure line in the Comprehensive Income and Expenditure Statement for interest payable on Financial Liabilities and interest earned on Financial Assets. Financial Liabilities and Assets are based on the carrying amount of the liability and/or asset, multiplied by the effective rate of interest for the instrument. Therefore the value of the liability and/or asset included in the Balance Sheet is the outstanding principal repayable plus accrued interest to the end of the financial year, which is charged to the Comprehensive Income and Expenditure Statement, is the amount payable for the year in the loan agreement.

The Council issued Local Government Loan Stock in 1995 and is carried at a lower amortised cost than the outstanding principal and interest, and is charged at a marginally higher effective rate of interest than the rate payable to stockholders, as the balance of the material amount of costs incurred in the stock issue is been financed over the remaining life of the stock.

Gains and losses arising from the rescheduling (repurchasing or early settlement of borrowing) are credited and debited to the Financing and Investment Income and Expenditure line in the Comprehensive Income and Expenditure Statement in the year of repurchase/settlement. If the Council chooses to write off these gains or losses on early repurchasing or settlement, then this can be done over the life of the new loan or a shorter period. The Comprehensive Income and Expenditure Statement is charged with one year's worth of the gain/loss, with the remainder held on the Financial Instruments Adjustment Account, on the Balance Sheet, with a corresponding adjustment on the Movement in Reserves – General Working Balances.

Discounts and/or premiums incurred on the premature repayment or rescheduling of loans prior to April 2009 cannot be attributed to any existing debt and are held in the Financial Instruments Adjustment Account, and will continue to be amortised to the General Fund and Housing Revenue Account over a period which represents the life of the loans repaid.

The Council has based the fair value estimation on the comparable new borrowing/deposit rate for the same financial instrument from a comparable lender. A consistent approach has been applied to assets and liabilities. Fair value is defined under IFRS 13 as "the price that would be received to sell a financial asset or paid to transfer a financial liability in an orderly transaction between market participants at the measurement date."

EXPLANATORY NOTES TO THE CORE FINANCIAL STATEMENTS

1. Accounting Policies continued

xiii. Financial Instruments continued

Loans and Receivables

The Council has made loans to voluntary organisations at less than the prevailing market interest rate (soft loan). When soft loans are made, a loss is recorded in the Comprehensive Income and Expenditure Statement (debited to the appropriate service), for the present value of the interest that will be foregone over the life of the instrument, resulting in a lower amortised cost than the outstanding principal. Interest is credited to the Financing and Investment Income and Expenditure line in the Comprehensive Income and Expenditure Statement at a marginally higher effective rate of interest than the rate receivable from the voluntary organisation, with the difference serving to increase the amortised cost of the loan in the Balance sheet. Statutory provisions require that the impact of soft loans on the General Fund Balance is the interest receivable for the financial year - the reconciliation of amounts debited and credited to the Comprehensive Income and Expenditure Statement to the net gain required against the General Fund Balance is managed by a transfer to or from the Financial Instruments Adjustment Account in the Movement in Reserves Statement.

Where assets are identified as impaired because of a likelihood arising from a past event that payments due under the contract will not be made, the asset is written down and a charge made to the relevant service (for receivables specific to that service) or within the Financing and Investment Income and Expenditure line of the Comprehensive Income and Expenditure Statement. The impairment loss is measured as the difference between the carrying amount and the present value of the revised future cash flows discounted at the asset's original effective interest rate.

Any gains and losses that arise on the derecognition of the asset are credited/debited to the Financing and Investment Income and Expenditure line in the Comprehensive Income and Expenditure Statement.

Where fair value cannot be measured reliably, the instrument is carried at cost (less any impairment losses). The Council has some Conversion Stock which is shown as a long term investment on the balance sheet.

EXPLANATORY NOTES TO THE CORE FINANCIAL STATEMENTS

xiv. Government Grants and Contributions

Government Grants are accrued and credited to income in the period in which the conditions of the grant have been met, and there is reasonable assurance that the grant or contribution will be received. Where income is received in advance of the related expenditure being incurred, any unspent grant funding will be transferred to earmarked or general reserves to reflect future year expenditure commitments. Where the grant or contribution is to fund capital purposes, then the grant income is recognised in the year it is received, although this is subject to any outstanding conditions having been met. Capital grant income recognised in the Comprehensive Income and Expenditure Statement, in advance of the year of that related expenditure is transferred to the Capital Grants Unapplied Reserve. Amounts in the Capital Grants Unapplied Reserve are transferred to the Capital Adjustment Account once they have been applied to fund capital expenditure. Amounts recognised as due to the Council are not credited to the Comprehensive Income and Expenditure Statement until conditions attached to the grant or contribution by the payer have been satisfied. These conditions are stipulations embedded within the terms and conditions of the agreement which specify that the future economic benefits or service potential embodied in the asset in the form of the grant or contribution are required to be consumed by the recipient as specified, or future economic benefits or service potential must be returned to the transferor.

Monies advanced as grants and contributions for which conditions attached to the funding have not been satisfied are carried in the Balance Sheet as Income in Advance Creditors. When conditions are satisfied, the grant or contribution is credited to the relevant service line (attributable revenue grants and contributions) or Taxation and Non-specific Grant Income (non-ring-fenced revenue grants and all capital grants) in the Comprehensive Income and Expenditure Statement.

xv. Intangible Assets

Intangible Assets are Non-Current Assets that do not have physical substance but are identifiable and controlled by the Council (e.g. software licences) through custodial or legal rights.

Intangible assets are measured initially at cost and their useful economic life is determined based on the length of time that the benefit of holding these non-current assets will accrue to the Council. Amounts are only revalued where the fair value of the assets held by the Council can be determined by reference to an active market. In practice, no intangible asset held by the Council meet this criterion and they are therefore carried at amortised cost. The depreciable amount of an intangible asset is amortised over its useful life to the relevant service lines(s) in the Comprehensive Income and Expenditure Statement to reflect the pattern of consumption of benefits.

EXPLANATORY NOTES TO THE CORE FINANCIAL STATEMENTS

1. Accounting Policies continued

xvi. Interest in Companies and Other Entities

The Council has a small share-holding (£2,520) in Veritau North Yorkshire Limited which is a private limited company. Veritau Ltd owns 50% of the share capital and four district councils, one of which is Selby District Council, own 12.5% each. Due to the immaterial value of this shareholding, the Council has chosen not to prepare supplementary Group Accounts.

xvii. Inventories and Long Term Contracts

In accordance with proper accounting practice, inventories (stocks) are valued at the lower of cost and net realisable value. Work in progress is subject to an interim valuation at the year-end and recorded in the Balance Sheet at cost plus any profit reasonably attributable to the works.

Long-term contracts are accounted for on the basis of charging the Surplus or Deficit on the Provision of Services with the value of works and services received under the contract during the financial year.

xviii. Investment Property

Investment properties are those that are used solely to earn rentals and/or for capital appreciation. The definition is not met if the property is used in any way to facilitate the delivery of services or production of goods or is held for sale.

Investment properties are measured at fair value, based on the price that would be received to sell an asset or paid to transfer a liability in an orderly transaction between market participants at the measurement date. Properties are not depreciated but are revalued annually according to market conditions at the year-end. Gains and losses on revaluation are posted to the Financing and Investment Income and Expenditure line in the Comprehensive Income and Expenditure Statement. The same treatment is applied to gains and losses on disposal.

Rentals received in relation to investment properties are credited to the Financing and Investment Income line and result in a gain for the General Fund Balance. However, revaluation and disposal gains and losses are not permitted by statutory arrangements to have an impact on the General Fund Balance. The gains and losses are therefore reversed out of the General Fund Balance in the Movement in Reserves Statement and posted to the Capital Adjustment Account and (for sale proceeds greater than £10,000) the Capital Receipts Reserve.

EXPLANATORY NOTES TO THE CORE FINANCIAL STATEMENTS

1. Accounting Policies continued

xix. Jointly Controlled Operations and Jointly Controlled Assets

Jointly controlled operations are activities undertaken by the Council in conjunction with other ventures that involve the use of assets of the ventures rather than the establishment of a separate entity. The Council recognises on its Balance Sheet the assets that it controls and the liabilities incurred and debits and credits the Comprehensive Income and Expenditure Statement with the expenditure it incurs and the share of income it earns from the activity of the operation.

Jointly controlled assets are items of property, plant or equipment that are jointly controlled by the Council and other ventures, with the assets being used to obtain benefits for the ventures. The joint venture does not involve the establishment of a separate entity. The Council accounts for only its share of the jointly controlled assets, the liabilities and the expenses that it incurs on its own behalf or jointly with others in respect of its interest in the joint venture and income that it earns from the venture.

The Council is in partnership with Ryedale, Hambleton, Richmondshire and Scarborough Councils for the delivery of Building Control services. Selby, Scarborough and Ryedale Councils have also entered into a partnership to jointly procure goods and services. Due to the small level of assets (reserves) that these partnerships have, a decision has been taken by the partnership authorities to show as a disclosure note only the proportion of the income and expenditure relevant to each authority and their share of the reserve.

The Council is in partnership with Inspiring Healthy Lifestyles for the delivery of Leisure Services in the District by WLCT. This arrangement for delivery of services is through the mechanism of jointly controlled assets.

xx. Leases

Leases are classified as either finance or operating leases, depending on the extent to which risks and rewards incidental to ownership of a leased asset lie with the lessor or lessee. Whether the lease is a finance lease or an operating lease depends on the substance of the transaction rather than the contract. Leases are classed as finance leases where the terms of the lease transfer substantially all the risks and rewards incidental to the ownership of the property, plant or equipment from the lessor to the lessee. All other leases are classified as operating leases. Land and building elements of a lease are considered separately for the purpose of lease classification.

Arrangements that do not have the legal status of a lease but convey the right to use an asset in return for payment are accounted for under this policy where the fulfilment of the arrangement is dependent on the use of specific assets. This is referred to as an embedded lease (e.g. assets used in delivery of the Street Scene Contract).

(a). The Council as Lessee

Finance Leases - Property, plant and equipment held under finance leases is recognised on the Balance Sheet at the commencement of the lease at its current value in existing use, measured at the lease's inception and depreciated over the life of the lease. The recognised asset is matched by a deferred liability for the obligation to pay the lessor over the duration of the lease agreement.

Lease payments are apportioned between:

- a charge for the acquisition of the interest in the property, plant or equipment - applied to write down the lease liability, and
- A finance charge (debited to the Financing and Investment Income and Expenditure line of the Comprehensive Income and Expenditure Statement).

EXPLANATORY NOTES TO THE CORE FINANCIAL STATEMENTS

1. Accounting Policies continued

xx. Leases continued

(a). The Council as Lessee continued

Operating Leases - Rentals paid under operating leases are charged to the Comprehensive Income and Expenditure Statement as an expense of the services benefitting from the use of the leased property, plant or equipment. Charges are made on a straight-line basis over the life of the lease.

(b). The Council as Lessor

Finance Leases - Where the Council grants a finance lease over a property or an item of plant or equipment, the relevant asset is written out of the Balance Sheet as a disposal. At the commencement of the lease, the carrying amount of the asset in the Balance Sheet (whether property, plant and equipment or assets held for sale) is written off to the Other Operating Expenditure line of the Comprehensive Income and Expenditure Statement as part of the gain or loss on disposal. A gain, representing the Council's net investment in the lease, is credited to the same area in the Comprehensive Income and Expenditure Statement also as part of the gain or loss on disposal (i.e. netted off against the carrying value of the asset at the time of disposal), matched by a lease (long-term debtor) asset in the Balance Sheet.

Lease payments are apportioned between:

- a charge for the acquisition of the interest in the property, plant or equipment - applied to write down the lease debtor (together with any premiums received), and
- finance income (credited to the Financing and Investment Income and Expenditure line of the Comprehensive Income and Expenditure Statement).

Finance Lease income is treated as a capital receipt. Where the amount due in relation to the lease asset is to be settled by the payment of rentals in future financial years, this is posted out of the General Fund Balance to the Deferred Capital Receipts Reserve in the Movement in Reserves Statement. When the future rentals are received, the element for the capital receipt for the disposal of the asset is used to write down the lease debtor. At this point, the deferred capital receipts are transferred to the Capital Receipts Reserve.

Operating Leases - Where the Council grants an operating lease over a property or an item of plant or equipment, the asset is retained in the Balance Sheet. Rental income is credited to the Other Operating Expenditure line of the Comprehensive Income and Expenditure Statement.

EXPLANATORY NOTES TO THE CORE FINANCIAL STATEMENTS

xxi. Non-Domestic Rates (NDR) Income

With effect from 1 April 2013 the Government's localisation of business rates was introduced and the financing and accounting arrangements for NDR billing and income collection were changed. The following policy applies from 1 April 2013.

Selby District Council is a billing authority and as such is required by statute to maintain a separate fund for the collection and distribution of amounts due in respect of council tax and non-domestic rates.

In its capacity as a billing authority the Council acts as an agent: it collects and distributes NDR income on behalf of the government, major preceptors and itself. The major preceptors are North Yorkshire County Council and North Yorkshire Fire and Rescue Authority.

While the NDR income for the year credited to the Collection Fund is the accrued income for the year, regulations determine when it should be released from the Collection Fund and transferred to the General Fund of the billing authority or paid out of the Collection Fund to the government and major preceptors. The amount credited to the General Fund under statute is the Council's pre-determined share for the year plus the Council's share of the surplus on the Collection Fund for the previous year or less its share of the deficit on the Collection fund for the previous year; and this amount may be more or less than the accrued income for the year, although in practice the difference would usually be small.

NDR income included in the Comprehensive Income and Expenditure Statement for the year is the accrued income for the year.

The difference between the income included in the Comprehensive Income & Expenditure Account and the amount required by regulation to be credited to the General Fund is taken to the Collection Fund Adjustment Account and included as a reconciling item in the Statement of Movement on the General Fund Balance.

Since collection of NDR is in substance an agency arrangement, the cash collected by the Council as billing authority from NDR debtors belongs proportionately to the billing authority, the government and the major preceptors. There will therefore be a debtor/creditor position between the billing authority and the government and each major preceptor to be recognised since the net cash paid to the government and each major preceptor in the year will not be its share of cash collected from NDR payers.

If the net cash paid to the government and the major preceptors in the year is more or less than its proportionate share of net cash collected from NDR debtors/creditors in the year, then the Council as billing authority shall recognise either a debit or credit adjustment for the amount over or underpaid to the government and major preceptors in the year and the government and major preceptors shall recognise a credit or debit adjustment for the same amount to the debtor/creditor position between them brought forward from the previous year.

EXPLANATORY NOTES TO THE CORE FINANCIAL STATEMENTS

1. Accounting Policies continued

xxi. Non-Domestic Rates (NDR) Income continued

The Council's Cash Flow Statement only includes the Council's share of NDR net cash flows; and the amount included for precepts paid excludes amounts paid to the government and major preceptors. The difference between the government and major preceptors' share of the net cash collected from NDR debtors and net cash paid to the government and major preceptors is included as a net increase/decrease in other liquid resources.

xxii. Prior Period Adjustments, Changes in Accounting Policies and Estimates and Errors

Prior period adjustments may arise as a result of changes in accounting policy or to correct a material error. Changes in accounting estimates are accounted for prospectively i.e. in the current and future years affected by the change and do not give rise to a prior period adjustment.

Changes in accounting policies are only made when required by proper accounting practices or the change provides more reliable or relevant information about the effect of transactions, other events and conditions on the Council's financial position or financial performance. Where a change is made, it is applied retrospectively (unless stated otherwise) by adjusting opening balances and comparative amounts for the prior period as if the new policy has always been applied.

Material errors discovered in prior period figures are corrected retrospectively by amending opening balances and comparative amounts for the prior period.

xxiii. Private Finance Initiative (PFI) Scheme

The Council entered into a 30 year PFI scheme in 2003 with South Yorkshire Housing Association to construct and deliver 153 housing units. PFI contracts are agreements to receive services, where the responsibility for making available the non-current assets needed to provide the services passes to the PFI contractor. Payments made by the Council under the contract are charged to the General Fund Revenue Account to reflect the value of services received in each financial year.

EXPLANATORY NOTES TO THE CORE FINANCIAL STATEMENTS

1. Accounting Policies continued

xxiii. Private Finance Initiative (PFI) Scheme continued

The accounting requirements for PFI are based on International Financial Reporting Standards IFRIC 12 "Service Concession Arrangements". This requires PFI assets that are currently off balance sheet to be reviewed and in most cases to be brought onto an organisation's balance sheet during the PFI period, not just at the end of it.

The Council has reviewed its PFI contract. The Council put land into the project and this is currently leased to South Yorkshire Housing Association (SYHA) on a 999 year lease. This land is included in the Council's Balance Sheet. The dwellings are the property of SYHA and will remain their property at the end of the 30 year period and are not therefore included in the Council's Balance Sheet.

PFI credits - Government grants received for the scheme fall short of current levels of expenditure, annual deficits are drawn from an earmarked reserve created to fund contract expenditure.

xxiv. Property Plant and Equipment

Property, Plant and Equipment are non-current assets that have physical substance and are held for use in the provision of services, for rental to others or for administrative purposes on a continuing basis (more than one financial year).

Recognition - Expenditure on the acquisition, creation or enhancement of Property, Plant and Equipment is capitalised, provided that the non-current asset yields future economic benefits or service potential to the Council for more than one financial year. Expenditure on repairs and maintenance does not add to an asset's potential to deliver future economic benefits or service potential and is charged to revenue as an expense when it is incurred.

The Council has a de-minimis level for capital expenditure on individual or grouped-up assets of £5k, and generally will not treat expenditure on individual assets below this as capital and such expenditure will be charged to revenue.

Measurement - Assets are initially measured at cost, comprising:

- the purchase price
- any costs attributable to bringing the asset to the location and condition necessary for it to be capable of operating in the manner intended by management
- the initial estimate of the costs of dismantling and removing the item and restoring the site on which it is located.

The Council does not capitalise borrowing costs incurred whilst assets are under construction.

The cost of assets acquired other than by purchase is deemed to be its fair value, unless the acquisition does not have commercial substance (i.e. it will not lead to a variation in the cash flows of the Council). In the latter case, where an asset is acquired via an exchange, the cost of the acquisition is the carrying amount of the asset given up by the Council.

Donated assets are measured initially at fair value. The difference between fair value and any consideration paid is credited to the Taxation and Non-specific Grant Income line of the Comprehensive Income and Expenditure Statement, unless the donation has been made conditionally. Until any such conditions are satisfied, the gain is held in the Donated Assets Account. Where gains are credited to the Comprehensive Income and Expenditure Statement, they are reversed out of the General Fund Balance to the Capital Adjustment Account in the Movement in Reserves Statement.

EXPLANATORY NOTES TO THE CORE FINANCIAL STATEMENTS

1. Accounting Policies continued

xxiv. Property Plant and Equipment continued

Assets are then carried on the Balance Sheet using the following measurement bases:

- infrastructure, community assets and assets under construction - depreciated historical cost
- council dwellings - existing use value for social housing (EUV-SH)
- All other assets except for the new Civic Centre - determined as the amount that would be paid for the asset in its existing use (existing use value - EUV).
- New Civic Centre - due to its specialist nature, depreciated replacement cost.

Where there is no market-based evidence of the existing use value of an asset, because of the specialist nature of the asset, depreciated replacement cost (DRC) is used as an estimate of fair value.

Where non-property assets that have short useful lives or low values (or both), depreciated historical cost basis is used as an indicator for the value of the asset.

Property, Plant and Equipment held on the balance sheet is revalued sufficiently regularly to ensure that the carrying amount is not materially different from the previously valuation estimate, and as a minimum every five years.

All land and buildings (other than Council Dwellings) were revalued at 1 April 2015. In accordance with the Code, all land and buildings that are not revalued are subject to a 'desk top review' each year with any material changes being reflected in the balance sheet in the year in which they occur.

Council Dwellings were valued at 1 April 2016 in order to comply with Resource Accounting for the Housing Revenue Account and are also subject to annual 'desk top reviews' with material changes being reflected in the year in which they occur. The next full revaluation is due as at April 2021.

Increases in values following the five yearly revaluations and annual desk top reviews are matched by credits to the Revaluation Reserve to recognise unrealised gains. Exceptionally, gains might be credited to the Comprehensive Income and Expenditure Statement where they arise from the reversal of a loss previously charged to a service revenue account.

The Revaluation Reserve contains revaluation gains recognised since 1 April 2007 only, the date of formal implementation. Gains arising before that date have been consolidated into the Capital Adjustment Account.

Where decreases in value are identified, they are accounted for by:

- Where there is a balance of revaluation gains for the asset in the Revaluation Reserve, the carrying amount of the asset is written down against that balance (up to the amount of the accumulated gains).
- Where there is no balance in the Revaluation Reserve or an insufficient balance, the carrying amount of the asset is written down against the relevant service line(s) in the Comprehensive Income & Expenditure Statement.

Componentisation - All Property assets containing a building are split into two components - Land and Buildings. The buildings are then further reviewed to assess if there are additional components which should be recognised. This assessment is based on the value of the building and the value of the components. A materiality level has been set below which this additional review will not be done. Only buildings with a valuation greater than £150,000 will be considered for componentisation. The cost of the component should be at least 20% of the value of the building. Components whose value is under this level will be considered if the circumstances are deemed appropriate. Componentisation will only be considered either at the full 5 yearly valuation, or when major capital improvements are undertaken.

EXPLANATORY NOTES TO THE CORE FINANCIAL STATEMENTS

1. Accounting Policies continued

xxiv. Property Plant and Equipment continued

Impairment - Assets are assessed at each year-end as to whether there is any indication that an asset may be impaired. Where indications exist and any possible differences are estimated to be material, the recoverable amount of the asset is estimated and, where this is less than the carrying amount of the asset, an impairment loss is recognised for the shortfall.

Where impairment losses are identified, they are accounted for by:

- Where there is a balance of revaluation gains for the asset in the Revaluation Reserve, the carrying amount of the asset is written down against that balance (up to the amount of the accumulated gains).
- Where there is no balance in the Revaluation Reserve or an insufficient balance, the carrying amount of the asset is written down against the relevant service line(s) in the Comprehensive Income & Expenditure Statement.

Where an impairment loss is reversed subsequently, the reversal is credited to the relevant service line(s) in the Comprehensive Income & Expenditure Statement, up to the amount of the original loss, adjusted for depreciation that would have been charged if the loss had not been recognised.

Depreciation - Depreciation is provided on all Property, Plant and Equipment assets by the systematic allocation of their depreciable amounts over their useful lives. An exception is made for assets without a determinable finite useful life (i.e. freehold land and certain Community Assets), and assets that are not yet available for use (i.e. assets under construction).

Depreciation is calculated on the following bases:

- Dwellings and other buildings - straight-line allocation over the life of the property as estimated by the Valuer.
- Vehicles, plant, furniture and equipment - straight-line allocation over the life of the asset, as advised by a suitably qualified officer.
- Infrastructure - straight-line allocation over 25 years or less if appropriate.

Where an item of property, plant and equipment asset has major components whose cost is significant in relation to the total cost of the item, the components are depreciated separately.

Revaluation gains are also depreciated, with an amount equal to the difference between current value depreciation charged on assets and the depreciation that would have been chargeable based on their historical cost being transferred each year from the Revaluation Reserve to the Capital Adjustment Account.

Disposals and Non-Current Assets Held for Sale - When it becomes probable that the carrying amount of an asset will be recovered principally through a sale transaction rather than through its continuing use, it is reclassified as an Asset Held for Sale. The asset is revalued immediately before reclassification and then carried at fair value less costs to sell under the definition of fair value in IFRS 13: – the price that would be received to sell an asset or paid to transfer a liability in an orderly transaction between market participants at the measurement date. This method of measurement will therefore consider the most advantageous market in which the asset could be sold for and does not place sole consideration on the existing use of the Council. Where there is a subsequent decrease to fair value less costs to sell, the loss is posted to the Other Operating Expenditure line in the Comprehensive Income and Expenditure Statement. Gains in fair value are recognised only up to the amount of any previously losses recognised in the Surplus or Deficit on Provision of Services. Depreciation is not charged on Assets Held for Sale.

EXPLANATORY NOTES TO THE CORE FINANCIAL STATEMENTS

1. Accounting Policies continued

xxiv. Property Plant and Equipment continued

If assets no longer meet the criteria to be classified as Assets Held for Sale, they are reclassified back to non-current assets and valued at their existing use value; adjusted for depreciation, amortisation or revaluations that would have been recognised had they not been classified as Held for Sale, and their recoverable amount at the date of the decision not to sell. Assets that are to be abandoned or scrapped are not reclassified as Assets Held for Sale.

When an asset is disposed of or decommissioned, the value of the asset in the Balance Sheet (whether Property, Plant and Equipment or Assets Held for Sale) is written off to the Other Operating Expenditure line in the Comprehensive Income and Expenditure Statement as part of the gain or loss on disposal. Receipts from disposals (if any) are credited to the same line in the Comprehensive Income and Expenditure Statement also as part of the gain or loss on disposal (i.e. netted off against the carrying value of the asset at the time of disposal). Any revaluation gains in the Revaluation Reserve are transferred to the Capital Adjustment Account.

Amounts received for a disposal in excess of £10,000 are categorised as capital receipts. A proportion of receipts relating to Housing Revenue Account disposals for council house buildings is payable to the Government. The balance of receipts is required to be credited to the Capital Receipts Reserve, and can then only be used for new capital investment or set aside to reduce the Council's underlying need to borrow (the capital financing requirement). Receipts are appropriated to the Reserve from the General Fund Balance in the Movement in Reserves Statement.

The written off value of disposals is not a charge against council tax, as the cost of non-current assets is fully provided for under separate arrangements for capital financing. Amounts are apportioned to the Capital Adjustment Account from the General Fund Balance in the Movement in Reserves Statement.

EXPLANATORY NOTES TO THE CORE FINANCIAL STATEMENTS

1. Accounting Policies continued

xxv. Provisions, Contingent Liabilities and Contingent Assets

Provisions are made where an event has taken place that gives the Council a legal or constructive obligation that probably requires settlement by a transfer of economic benefits or service potential, and a reliable estimate can be made of the amount of the obligation. For instance, the Council may be involved in a court case that could eventually result in the making of a settlement or the payment of compensation.

Provisions are charged as an expense to the appropriate service line(s) in the Comprehensive Income and Expenditure Statement in the year that the Council becomes aware of the obligation, and are measured at the best estimate at the Balance Sheet date of the expenditure required to settle the obligation, taking into account relevant risks and uncertainties.

When payments are eventually made, they are charged to the provision carried in the Balance Sheet. Estimated settlements are reviewed at the end of each financial year. Where it becomes less than probable that a transfer of economic benefits will now be required (or a lower settlement than anticipated is made), the provision is reversed and credited back to the relevant service.

Where some or all of the payment required to settle a provision is expected to be recovered from another party (e.g. from an insurance claim), this is only recognised as income for the relevant service if it is virtually certain that reimbursement will be received if the Council settles the obligation.

A contingent liability arises where an event has taken place that gives the Council a possible obligation whose existence will only be confirmed by the occurrence or otherwise of uncertain future events not wholly within the control of the Council. Contingent liabilities also arise in circumstances where a provision would otherwise be made but either it is not probable that an outflow of resources will be required or the amount of the obligation cannot be measured reliably.

Contingent liabilities are not included in the accounts but disclosed as a note to the accounts. Only material types of liability will be disclosed with an estimate of the financial effect where known and any uncertainties relating to amounts or timing.

A contingent asset arises where an event has taken place that gives the Council a possible asset whose existence will only be confirmed by the occurrence or otherwise of uncertain future events not wholly within the control of the Council.

Contingent assets are not recognised in the Balance Sheet but disclosed in a note to the accounts where it is probable that there will be an inflow of economic benefits or service potential. The disclosure will indicate the nature of the contingent asset and an estimate of its value.

EXPLANATORY NOTES TO THE CORE FINANCIAL STATEMENTS

1. Accounting Policies continued

xxvi Reserves

The Council maintains separate balances for the General Fund and Housing Revenue Account to or from which appropriations are made for annual surpluses or deficits.

The Council also sets aside specific amounts as earmarked reserves for future policy purposes or to cover contingencies. Reserves are created by appropriating amounts out of the General Fund Balance in the Movement in Reserves Statement. When expenditure to be financed from a reserve is incurred, it is charged to the appropriate service revenue in the Comprehensive Income and Expenditure Statement. The reserve is then appropriated back into the General Fund Balance in the Movement in Reserves Statement so that there is no net charge against council tax for the expenditure.

Capital Reserves, consisting of the Major Repairs Reserve and Useable Capital Receipts can only be used for capital purposes and are not available for revenue purposes.

In addition certain reserves are kept to manage the accounting processes for non-current assets, financial instruments and retirement and employee benefits that do not represent usable resources for the Council. These reserves are explained in the relevant policies.

xxvii. Revenue Expenditure Funded From Capital Under Statute

Expenditure incurred during the year that may be capitalised under statutory provisions but does not result in the creation of a non-current asset has been charged as expenditure to the relevant service in the Comprehensive Income and Expenditure Statement in the year. Where the Council has determined to meet the cost of this expenditure from existing capital resources or by borrowing, a transfer in the Movement in Reserves Statement from the General Fund Balance to the Capital Adjustment Account then reverses out the amounts charged so there is no impact on the level of council tax.

xxviii. Value Added Tax (VAT)

VAT payable is included as an expense only to the extent that it is not recoverable from Her Majesty's Revenue and Customs. VAT receivable is excluded from income.

2. Accounting Standards that have been Issued but have not yet been adopted

Changes in accounting policies are retrospective unless alternative transitional arrangements are specified in the Code, i.e. the accounts have to be cleared of the effects of previous accounting policy and the new policy applied as if that policy had always been applied. This requires the recalculation of balances and comparative transactions to apply the policy from the date the income, asset or liability was first recognised. In addition, the Code requires an authority to disclose information relating to the impact of an accounting change that will be required by a new standard that has been issued but not yet adopted by the Code.

A complete set of financial statements is defined in the Code. This includes a Balance Sheet as at the beginning of the earliest comparative period (i.e. a third Balance Sheet) when an authority applies an accounting policy retrospectively or makes a retrospective restatement of items in its financial statements, or when it reclassifies items in its financial statements.

EXPLANATORY NOTES TO THE CORE FINANCIAL STATEMENTS

2. Accounting Standards that have been Issued but have not yet been adopted continued

CIPFA are currently considering the implications of adopting the following accounting standards which have been issued by the International Accounting Standards Board:

IFRS 9 – Financial Instruments (expected to be adopted by local authorities in 2018/19) – which will prescribe revised methods for classifying financial instrument assets, valuing these instruments and the point at which impairment losses should be recognised by the Council

IFRS 15 – Revenue recognition from contracts with customers (expected to be adopted by local authorities in 2018/19): – which clarifies the point in time when an organisation should recognise revenue based on the transfer of goods or services to a customer and in an amount which reflects the expected consideration.

IFRS 16 – Leases (expected to be adopted by local authorities in 2019/20): – which will update and expand the definition of a lease, to reflect the fact that a lease is a contract which conveys to the customer the right to use an asset for a period of time in exchange for consideration. The potential of this accounting change may be that all lease assets and liabilities will need to be recognised on the balance sheet at the present value of the annualised lease payments.

3. Critical Accounting Judgements In Applying Accounting Policies

In applying the accounting policies the Council has had to make certain judgements about complex transactions or those involving uncertainty about future events. The critical judgements made in the Statement of Accounts are:

Classification of Leases

The Council has undertaken an analysis to classify the leases that it holds both as a lessor and a lessee, as either operating or finance leases. In deciding whether these transactions should be classified as leases, and which type of lease, under the accounting arrangements for ISA 17 Leases, it has been necessary to make judgements about the underlying economic substance of the lease agreement.

Arrangements Containing a Lease

The Council is deemed to control the assets that fall within contractual and other arrangements which involve the provision of a service using specific underlying assets and which are therefore considered to contain a lease. This affects the Street Scene and Leisure contracts. The accounting treatment for leases has been applied to these arrangements to determine whether the lease contained within them is a finance or operating lease and as a result additional assets are recognised as Property, Plant and Equipment in the Council's Balance Sheet.

Investment Properties (Commercial Property)

The Council reviewed its assets in accordance with the accounting policy and as a result determined that the only property to be disclosed as an investment property is land held at Bondgate in Selby.

Heritage Properties

The Council reviewed its assets in accordance with the accounting policy and as a result determined that no properties should be disclosed as heritage properties.

Assets Held For Sale

The Council has reviewed all assets in accordance with the accounting policy and determined that no properties currently need to be reclassified.

EXPLANATORY NOTES TO THE CORE FINANCIAL STATEMENTS

4. Assumptions Made About The Future and Other Major Sources of Estimation

The statement of accounts contains estimated figures that are based on assumptions made by the Council about the uncertain outcome of future events. Estimates are made taking into account historical experience, current trends and other relevant factors. However, because balances cannot be determined with certainty, actual outcomes could be materially different from the assumptions and estimates.

The items in the Council's Balance Sheet at 31 March 2018 for which there is a significant risk of material adjustment in the forthcoming financial year are set out in the following paragraphs.

Valuation and Revaluation of Property Plant and Equipment

Property, plant and equipment are revalued every five years. They are however, tested annually for indicators of impairment. Judgements are required to make an assessment as to whether there is an indication for impairment. The impairment tests include whether there has been any material damage to the asset as well as an examination of capital expenditure incurred in the financial year to ascertain whether it has resulted in an increase in value or an impairment of an asset. The influence of external market factors on the value of assets are also reviewed annually. This work is undertaken by the Valuers employed by the Council. If the actual results differ from the assumptions the value of property, plant and equipment will be over or understated. This would be adjusted at the full five yearly revaluation.

Assets are depreciated over useful lives that are dependent on assumptions about the level of repairs and maintenance that will be incurred in relation to individual assets. If the Council fails to sustain its current maintenance programme, the useful economic life of an asset may be reduced. If the useful life of assets is reduced then depreciation increases and the carrying amount of an individual asset may fall.

The material judgement in choice of accounting policy relates to the valuation of the Council's dwellings stock. The dwellings stock constitutes the majority of the Council's property plant and equipment base. The guidance issued by the Department for Communities and Local Government permits two valuation methods: the Beacon Approach and the Discounted Cash Flow Approach. The Council has chosen the Beacon Approach which groups properties according to their type and values them accordingly at Open Market Value, then applies a multiplication factor of 41% (previously 31% prior to 2016/17) to reflect Existing Use (Social Housing), as it is felt that this more accurately reflects the value of the stock.

The Council has also made a material judgement on the value level at which non land assets will be considered for componentisation. The threshold has been set at £150,000 and components will only be reflected if they constitute more than 20% of this total.

EXPLANATORY NOTES TO THE CORE FINANCIAL STATEMENTS

Pensions Liability

Estimation of the net liability to pay pensions depends on a number of complex judgements relating to the discount rate used, the rate at which salaries are projected to increase, changes in retirement ages, mortality rates and expected returns on pension fund assets. A firm of consulting actuaries is engaged by North Yorkshire County Council (the Pension Fund Administrators) on behalf of the Council to provide the expert advice about the assumptions that are to be applied.

The effects on the net pension liability of changes in individual assumptions can be measured. For instance a 0.1% increase in the discount rate assumption would result in a decrease in the pension liability of £1,645k, while a 0.1% increase in salary inflation assumptions would result in an increase in the pension liability of £209k.

However, the assumptions made to calculate the net pension liability are affected by a multitude of factors. The net pension's liability was based on the 2016 actuarial valuation.

Arrears

At 31 March 2018, the Council had a sundry debtors balance of £5.67m, and has made provisions for bad debt totalling £1.198m.

The provision for bad and doubtful Council Tax debts is 24.8% of total arrears and has been calculated using prescribed formula. It is considered to be an adequate provision, and the Council includes its share of this sum in its balance sheet. The provision for bad and doubtful debts for national non-domestic rates has been calculated by a detailed analysis of the status of the debtor, including whether or not it is still trading. A provision equal to 54.7% of total arrears has been made, and the Council includes its share in its balance sheet.

Business Rates Appeals

The introduction of the Business Rates Retention Scheme from 1 April 2013 has led to local authorities being liable for their proportionate share of the cost of any successful appeals against business rates charged for all years, including those prior to 1 April 2013. The estimate has been calculated using details of appeals lodged with the Valuation Office and historic data on previous successful appeals. From 1 April 2015 the rules regarding backdated claims have been changed so there should be no further liability for new backdated claims.

5. Material Items of Income and Expenditure

The Council paid out a total of £15.216m in housing benefits in 2017/18 (£15.716m in 2016/17), and this was funded by government subsidy.

The Valuation Office has determined that part of the rating income collected is due to renewable energy. This element is 100% allocated to this Council and is not part of the usual split of Business Rates Income. The Council received £7.596m in income in relation to this in 2017/18 (£5.427m in 2016/17).

6. Events After the Balance Sheet Date

The draft Statement of Accounts were authorised by the Chief Finance Officer s151 on 25 May 2018. Events taking place after this date are not reflected in the financial statements or notes. Where events taking place before this date provided information about conditions existing at 31 March 2018, the figures in the financial statements and notes have been adjusted in all material respects to reflect the impact of this information.

EXPLANATORY NOTES TO THE CORE FINANCIAL STATEMENTS

6. Events After the Balance Sheet Date continued

The financial statements and notes have not been adjusted for any events which took place after 31 March 2018 as they provide information that is relevant to an understanding of the Authority's financial position but do not relate to conditions at that date.

7. Adjustments Between Accounting Basis and Funding Basis Under Regulations

This note details the adjustments that are made to the total comprehensive income and expenditure recognised by the Council in the year, in accordance with proper accounting practice, to the resources that are specified by statutory provisions as being available to the Council to meet future capital and revenue expenditure. The following sets out a description of the reserves that the adjustments are made against.

General Fund Balance. The General Fund is the statutory fund into which all the receipts of a council are required to be paid and out of which all liabilities of the council are to be met, except to the extent that statutory rules might provide otherwise. These rules can also specify the financial year in which liabilities and payments should impact on the General Fund Balance, which is not necessarily in accordance with proper accounting practice. The General Fund Balance therefore summarises the resources that the Council is statutorily empowered to spend on its services or on capital investment (or the deficit of resources that the Council is required to recover) at the end of the financial year. However, the balance is not available to be applied to funding Housing Revenue Account services.

Housing Revenue Account Balance. This reflects the statutory obligation to maintain a revenue account for local authority council housing provision in accordance with Part VI of the Local Government and Housing Act 1989. It contains the balance of income and expenditure as defined by the 1989 Act that is available to fund future expenditure in connection with the Council's landlord function or, if in deficit, that is required to be recovered from tenants in future years.

Major Repairs Reserve. The Council is required to maintain the Major Repairs Reserve, which controls an element of the capital resources limited to being used on capital expenditure on HRA assets or the financing of historical capital expenditure by the HRA. The balance shows the capital resources that have yet to be applied at the year-end.

Capital Receipts Reserve. This reserve holds the proceeds from the disposal of land or other assets, which are restricted by statute from being used other than to fund new capital expenditure or to be set aside to finance historical capital expenditure. The balance on the reserve shows the resources that have yet to be applied for these purposes at the year-end.

Capital Grants Unapplied. This reserve holds the grants and contributions received towards capital projects for which the Council has met the conditions that would otherwise require repayment of the monies but which have yet to be applied to meet expenditure. The balance is restricted by grant terms as to the capital expenditure against which it can be applied and/or the financial year in which this can take place.

EXPLANATORY NOTES TO THE CORE FINANCIAL STATEMENTS

7. Adjustments between Accounting Basis and Funding Basis under Regulations continued

2017/18	General Fund Balances £'000	Housing Revenue Account £'000	Major Repairs Reserve £'000	Capital Receipts Reserve £'000	Capital Grants Unapplied £'000	Movement in Unusable Reserves £'000
Adjustments primarily involving the Capital Adjustment Account:						
<i>Reversal of items debited or credited to the Comprehensive Income and Expenditure Statement:</i>						
Charges for depreciation and impairment of non-current assets	(1,190)	(2,054)				3,244
Revaluation losses on Property, Plant and Equipment	(31)	12,670				(12,639)
Amortisation of intangible assets	(62)	-				62
Capital grants and contributions applied	2					(2)
Revenue expenditure funded from capital under statute		32				(32)
Soft Loans	-			(10)		10
Amounts of non-current assets written off on disposal or sale as part of the gain/loss on disposals to the Comprehensive Income and Expenditure Statement		(1,194)				1,194
<i>Insertion of items not debited or credited to the Comprehensive Income and Expenditure Statement:</i>						
Statutory provision for the financing of capital investment	272	1,260				(1,532)
Capital expenditure charged against the General Fund and HRA Balances	505	250				(755)
Adjustments primarily involving the Capital Grants Unapplied Account:						
Capital grants and contributions unapplied credited to the Comprehensive Income and Expenditure Statement	241				(241)	
Application of grants to capital financing transferred to the Capital Adjustment Account						
Adjustments primarily involving the Capital Receipts Reserve:						
Transfer of cash sale proceeds credited as part of the gain/loss on disposal to the Comprehensive Income and Expenditure Statement		1,576		(1,576)		
Use of the Capital Receipts Reserve to finance new capital expenditure				159		(159)
Contribution from the Capital Receipts Reserve towards administrative costs of non-current asset disposals						
Contribution from the Capital Receipts Reserve to finance the payments to the Government capital receipts pool	(514)			514		

EXPLANATORY NOTES TO THE CORE FINANCIAL STATEMENTS

7. Adjustments between Accounting Basis and Funding Basis under Regulations continued

2017/18	General Fund Balances £'000	Housing Revenue Account £'000	Major Repairs Reserve £'000	Capital Receipts Reserve £'000	Capital Grants Unapplied £'000	Movement in Unusable Reserves £'000
Adjustments primarily involving the Deferred Capital Receipts Reserve:						
Transfer of deferred sale proceeds credited as part of the gain/loss on disposal to the Comprehensive Income and Expenditure Statement						
Adjustments primarily involving the Major Repairs Reserve:						
Transfer from the HRA to meet future capital and debt redemption costs		3,283	(3,283)			
Use of the Major Repairs Reserve to finance pension deficit payment						
Use of the Major Repairs Reserve to finance new capital expenditure		(32)	1,364			(1,332)
Adjustments primarily involving the Financial Instruments Adjustment Account:						
Amount by which finance costs charged to the Comprehensive Income and Expenditure Statement are different from finance costs chargeable in the year in accordance with statutory requirements	2					(2)
Adjustments primarily involving the Pensions Reserve:						
Reversal of items relating to retirement benefits debited or credited to the Comprehensive Income and Expenditure Statement (see note 43)	(1,764)	(113)				1,877
Employer's pensions contributions and direct payments to pensioners payable in the year	862	5				(867)
Adjustments primarily involving the Collection Fund Adjustment Account:						
Amount by which council tax and non-domestic rating income credited to the Comprehensive Income and Expenditure Statement is different from council tax and non-domestic rating income calculated for the year in accordance with statutory requirements	3,075					(3,075)
Cost of Services	1,399	15,682	(1,919)	(913)	(241)	(14,008)

EXPLANATORY NOTES TO THE CORE FINANCIAL STATEMENTS

7. Adjustments between Accounting Basis and Funding Basis under Regulations continued

2016/17	General Fund Balances £'000	Housing Revenue Account £'000	Major Repairs Reserve £'000	Capital Receipts Reserve £'000	Capital Grants Unapplied £'000	Movement in Unusable Reserves £'000
Adjustments primarily involving the Capital Adjustment Account:						
<i>Reversal of items debited or credited to the Comprehensive Income and Expenditure Statement:</i>						
Charges for depreciation and impairment of non-current assets	(1,345)	(4,049)	-	-	-	5,394
Revaluation losses on Property, Plant and Equipment	19	37,695	-	-	-	(37,714)
Amortisation of intangible assets	(46)	-	-	-	-	46
Capital grants and contributions applied	-	-	-	-	-	-
Revenue expenditure funded from capital under statute	-	132	-	-	-	(132)
Soft Loans	-	-	-	(121)	-	121
Amounts of non-current assets written off on disposal or sale as part of the gain/loss on disposals to the Comprehensive Income and Expenditure Statement	(1,055)	(1,391)	-	-	-	2,446
<i>Insertion of items not debited or credited to the Comprehensive Income and Expenditure Statement:</i>						
Statutory provision for the financing of capital investment	3,869	1,263	-	-	-	(5,132)
Capital expenditure charged against the General Fund and HRA Balances	292	351	-	-	-	(643)
Adjustments primarily involving the Capital Grants Unapplied Account:						
Capital grants and contributions unapplied credited to the Comprehensive Income and Expenditure Statement	(45)	-	-	-	45	-
Application of grants to capital financing transferred to the Capital Adjustment Account	-	-	-	-	-	-
Adjustments primarily involving the Capital Receipts Reserve:						
Transfer of cash sale proceeds credited as part of the gain/loss on disposal to the Comprehensive Income and Expenditure Statement	877	1,118	-	(1,995)	-	-
Use of the Capital Receipts Reserve to finance new capital expenditure	-	-	-	87	-	(87)
Contribution from the Capital Receipts Reserve towards administrative costs of non-current asset disposals	-	-	-	-	-	-
Contribution from the Capital Receipts Reserve to finance the payments to the Government capital receipts pool	(521)	-	-	521	-	-

EXPLANATORY NOTES TO THE CORE FINANCIAL STATEMENTS

7. Adjustments between Accounting Basis and Funding Basis under Regulations continued

2016/17	General Fund Balances £'000	Housing Revenue Account £'000	Major Repairs Reserve £'000	Capital Receipts Reserve £'000	Capital Grants Unapplied £'000	Movement in Unusable Reserves £'000
Adjustments primarily involving the Deferred Capital Receipts Reserve:						
Transfer of deferred sale proceeds credited as part of the gain/loss on disposal to the Comprehensive Income and Expenditure Statement	-	-	-	-	-	-
Adjustments primarily involving the Major Repairs Reserve:						
Transfer from the HRA to meet future capital and debt redemption costs	-	3,849	(3,849)	-	-	-
	-	(2,348)	2,348			-
Use of the Major Repairs Reserve to finance new capital expenditure	-	-	2,019	-	-	(2,018)
Adjustments primarily involving the Financial Instruments Adjustment Account:						
Amount by which finance costs charged to the Comprehensive Income and Expenditure Statement are different from finance costs chargeable in the year in accordance with statutory requirements	4	-	-	-	-	(4)
Adjustments primarily involving the Pensions Reserve:						
Reversal of items relating to retirement benefits debited or credited to the Comprehensive Income and Expenditure Statement (see note 43)	(1,616)	(297)	-	-	-	1,913
Employer's pensions contributions and direct payments to pensioners payable in the year	8,377	2,564	-	-	-	(10,941)
Adjustments primarily involving the Collection Fund Adjustment Account:						
Amount by which council tax and non-domestic rating income credited to the Comprehensive Income and Expenditure Statement is different from council tax and non-domestic rating income calculated for the year in accordance with statutory requirements	(2,873)	-	-	-	-	2,873
Cost of Services	5,937	38,887	518	(1,508)	45	(43,878)

EXPLANATORY NOTES TO THE CORE FINANCIAL STATEMENTS

8. Earmarked Reserves

The Council has reserves which have been set up voluntarily to earmark resources for future spending plans. This note sets out the amounts set aside from the General Fund and the Housing Revenue Account during the accounting period and the amounts posted back to meet General Fund and Housing Revenue Account expenditure over the same period. The major reserves, and the intended purpose of those reserves are described in more detail below:

	Balance at 31-Mar-16 £'000	Transfers Out £'000	Transfers In £'000	Balance at 31-Mar-17 £'000	Transfers Out £'000	Transfers In £'000	Balance at 31-Mar-18 £'000	See Notes Below
General Fund								
Access Selby	-			-			-	8.1
Asset Management	(375)	53	(575)	(897)	197	(182)	(882)	8.2
Business Rates Equalisation	(4,777)	7,347	(4,222)	(1,652)	2,814	(2,767)	(1,605)	8.3
Car Loan Bonds	(5)			(5)			(5)	8.4
Carried Fw'd Budgets	(1,493)	1,493	(1,546)	(1,546)	1,546	(766)	(766)	8.5
Contingency	(708)	708		-		(498)	(498)	8.6
Discretionary RR Fund	(268)			(268)			(268)	8.7
District Election	(46)		(34)	(80)		(34)	(114)	8.8
ICT Replacement	(782)	118	(200)	(864)	481	(191)	(574)	8.9
Industrial Units	(40)	40		-			-	8.10
NYCC Collaboration	(150)	100		(50)			(50)	8.11
Pensions Reserve	(367)	550	(183)	-		(742)	(742)	8.12
PFI Scheme	(2,360)	397	(1,795)	(3,758)	406	(291)	(3,643)	8.13
Planning Inquiries	-			-			-	8.14
Programme for Growth	(1,531)	8,557	(10,063)	(3,037)	1,837	(6,107)	(7,307)	8.15
ROS Maintenance	(80)			(80)		(42)	(122)	8.16
Sherburn Amenity Land	-			-			-	8.17
Spend to Save	(500)			(500)			(500)	8.18
Tadcaster Central Area	(67)	67		-			-	8.19
Wheeled Bin Hardship	-			-			-	8.20
Affordable Housing Local Plan	(194) (355)	351	(1,248) (145)	(1,091) (500)	162	(2,562) (50)	(3,491) (550)	8.21 8.22
Total	(14,098)	19,781	(20,011)	(14,328)	7,443	(14,232)	(21,118)	
Housing Revenue Account								
Carried Fw'd	(1,193)	1,193	(1,172)	(1,172)	1,334	(1,813)	(1,651)	8.5
Total	(1,193)	1,193	(1,172)	(1,172)	1,334	(1,813)	(1,651)	

EXPLANATORY NOTES TO THE CORE FINANCIAL STATEMENTS

8. Earmarked Reserves continued

- 8.1. Access Selby was a fund to hold savings achieved to date to provide resources for the delivery of services in future years. In light of the Corporate restructure, and future priorities, the balance has been transferred to a newly formed Local Plan reserve
- 8.2. The Asset Management reserve has been created to fund repairs and improvements to the Corporate Land & Buildings, Depots and Leisure Centres.
- 8.3. The Business Rates Equalisation reserve is to provide protection should the Council suffer early losses before the funding safety net is reached. It also holds accrued amounts for safety net payments until NNDR deficits are released to the General Fund.
- 8.4. The Car Loans Bond reserve exists to cover the potential event that an employee defaults on the repayment of their car loan.
- 8.5. A reserve to provide resources to fund budgets carried forward into 2018/19 for schemes which have been delayed from 2017/18.
- 8.6. To fund contingency items throughout the year.
- 8.7. The Discretionary RR Fund has been created to meet the costs of the new policy.
- 8.8. To spread the cost of funding expenditure on the District Elections every 4 years.
- 8.9. The ICT Replacement reserve is to fund the purchase new computer equipment and upgrade of systems.
- 8.10. To hold funds paid by industrial unit tenants for repairs and maintenance. Following a review of reserves, this has now been incorporated into the single Asset Management reserve
- 8.11. The NYCC Collaboration reserve has been created to meet implementation costs of the project.
- 8.12. To dampen the impact of future years' employers pensions costs increases.
- 8.13. To hold government grant and SDC contributions to pay for the housing PFI project .
- 8.14. To fund costs associated with Planning Inquiries. Following a review of reserves, it was agreed that this be transferred to the Programme for Growth reserve.
- 8.15. The Programme for Growth reserve provides funds for capital or 'one-off' revenue projects to support delivery of the Council's Corporate Plan.
- 8.16. The ROS Maintenance reserve holds funds received through S106 agreements for recreation and open spaces maintenance.
- 8.17. Balance of budget required for works on land at Sherburn undertaken during 1996. Following a review of reserves, it was agreed to transfer the balance to Programme for Growth
- 8.18. The Spend to Save reserve provides 'up front' investment for initiatives that generate revenue budget savings.
- 8.19. The Tadcaster Central Area reserve has been created to provide funds for its redevelopment. Following a review of reserves, this has now been incorporated into the Asset Management reserve
- 8.20. The Wheeled Bins Hardship Fund provides bins for those on low income/pensions who cannot afford to purchase. Following a review of reserves, it was agreed to transfer the balance to Programme for Growth.
- 8.21. Developers contributions received towards provision of affordable housing.
- 8.22. To fund delivery of the District wide Local Plan

EXPLANATORY NOTES TO THE CORE FINANCIAL STATEMENTS

9. Other Operating Expenditure

2016/17 £'000		2017/18 £'000
1,707	Payments of Precepts to Parishes	1,777
1,635	Levies payable (Drainage Boards)	1,663
521	Contribution of Housing Capital Receipts to Government Pool	514
413	(Gain) / Loss on Disposal of Non-Current Assets	(382)
-	(Gain) / Loss on Disposal of Intangible Assets	-
4,275	Total	3,572

10. Financing and Investment Income and Expenditure

2016/17 £'000		2017/18 £'000
2,527	Interest Payable on Debt	2,504
18	Interest Element of Finance Leases	9
666	Net interest on the net defined benefit liability	284
	Income and Expenditure in relation to investment properties and changes in their fair value	13
	- <i>investment interest</i>	
	- <i>investment interest trsfr gf to hra</i>	
	- <i>investment interest recpt hra</i>	
	- <i>mortgage interest</i>	
	- <i>car loans interest</i>	
(275)	Investment Interest Income	(271)
2,935	Total	2,539

11. Taxation and Non-Specific Grant Income

2016/17 £'000		2017/18 £'000
(6,529)	Council Tax	(6,882)
(13,762)	Non-domestic Rates	(11,601)
12,106	NDR top-ups/tariffs and safety net income	9,578
(1,121)	Revenue Support Grant	(593)
-	Small Business Empty Property Rate Relief	-
(5,427)	Business Rates - Renewable Energy	(8,591)
(3,312)	Non Service Related Government Grants	(2,669)
-	Recognised Capital Grants and Contributions	-
(18,045)	Total	(20,758)

12. Property, Plant and Equipment

Movement on Non-Current Assets

The tables on the following two pages show the movement in value of the Council's non-current assets. The value of the Council's housing stock, and other properties owned by the Council are valued annually by a qualified firm of external valuers, either by way of a desk top review exercise, or a full valuation (carried out every 5 years). They also indicate the extent that any capital expenditure carried out on the housing stock has affected the value of individual properties.

2017/18	Council Dwellings £'000	Other Land and Buildings £'000	Assets under Construction £'000	Surplus Assets £'000	Infra-structure £'000	Community Assets £'000	Vehicles Plant & Equipment £'000	Total Valued Assets £'000	Leased Vehicles & Equipment £'000	Total £'000
Cost or Valuation										
at 31 March 2017	136,588	29,066	991	-	291	245	3,712	170,893	3,072	173,965
Adjustment to opening balance									-	-
Movement in 2017/18										
Additions	1,294	151	1,142		124	24	102	2,837	-	2,837
Transfers	1,941	-	(1,941)					-	-	-
Revaluation increases/ (decreases) recognised in the Revaluation Reserve	8,757	635						9,392	-	9,392
Revaluation increases/ (decreases) recognised in the (Surplus)/Deficit on the Provision of Services	11,314	(771)						10,543	-	10,543
Derecognition - disposals	(1,275)	(76)						(1,351)	-	(1,351)
Value as at 31 March 2018	158,619	29,005	192	-	415	269	3,814	192,314	3,072	195,386
Accumulated Depreciation and Impairment										
at 31 March 2017	(1,656)	(882)	-	-	(167)	(44)	(2,036)	(4,785)	(2,761)	(7,546)
Adjustment to opening balance	-	-	-	-				-	-	-
Movement in 2017/18										
Transfers								-	-	-
Depreciation for the Year	(1,943)	(887)			(28)	(2)	(293)	(3,153)	(92)	(3,245)
Depreciation written out to the (Surplus)/Deficit on the Provision of Services	1,501	594						2,095	-	2,095
Depreciation written out to the Revaluation Reserve	153	156						309	-	309
Impairment losses/(reversals) recognised in the Revaluation Reserve								-	-	-
Impairment losses/(reversals) recognised in the (Surplus)/ Deficit on the Provision of Services								-	-	-
Derecognition - disposals								-	-	-
Other movements in Depreciation and Impairment		3						3	-	3
Value as at 31 March 2018	(1,945)	(1,016)	-	-	(195)	(46)	(2,329)	(5,530)	(2,853)	(8,383)
Net Book Value										
at 31 March 2018	156,674	27,990	192	-	220	223	1,485	186,784	219	187,004
at 31 March 2017	134,932	28,184	991	-	124	201	1,676	166,108	311	166,419

12. Property, Plant and Equipment continued
 Movement on Non-Current Assets continued

EXPLANATORY NOTES TO THE CORE FINANCIAL STATEMENTS

12. Property, Plant and Equipment continued
Movement on Non-Current Assets continued

2016/17	Council Dwellings £'000	Other Land and Buildings £'000	Assets under Construction £'000	Surplus Assets £'000	Infra-structure £'000	Community Assets £'000	Vehicles Plant & Equipment £'000	Total Valued Assets £'000	Leased Vehicles & Equipment £'000	Total £'000
Cost or Valuation										
at 31 March 2016	99,161	25,220	5,068	-	291	177	2,392	132,309	3,072	135,381
Adjustment to opening balance	-	-	-	-	-	-	-	-	-	-
Movement in 2016/17										
Additions	1,928	65	1,641	-	-	68	136	3,838	-	3,838
Transfers	-	4,529	(5,718)	-	-	-	1,189	-	-	-
Revaluation increases/ (decreases) recognised in the Revaluation Reserve	2,614	954	-	-	-	-	-	3,568	-	3,568
Revaluation increases/ (decreases) recognised in the (Surplus)/Deficit on the Provision of Services	34,263	(581)	-	-	-	-	-	33,682	-	33,682
Derecognition - disposals	(1,378)	(1,121)	-	-	-	-	(5)	(2,504)	-	(2,504)
Value as at 31 March 2017	136,588	29,066	991	-	291	245	3,712	170,893	3,072	173,965
Accumulated Depreciation and Impairment										
at 31 March 2016	(1,191)	(713)	-	-	(144)	(42)	(1,758)	(3,848)	(2,398)	(6,246)
Adjustment to opening balance	-	-	-	-	-	-	-	-	-	-
Movement in 2016/17										
Transfers	-	-	-	-	-	-	-	-	-	-
Depreciation for the Year	(1,654)	(786)	-	-	(23)	(2)	(278)	(2,743)	(363)	(3,106)
Depreciation written out to the (Surplus)/Deficit on the Provision of Services	1,189	599	-	-	-	-	-	1,788	-	1,788
Depreciation written out to the Revaluation Reserve	-	-	-	-	-	-	-	-	-	-
Impairment losses/(reversals) recognised in the Revaluation Reserve	-	-	-	-	-	-	-	-	-	-
Impairment losses/(reversals) recognised in the (Surplus)/ Deficit on the Provision of Services	-	-	-	-	-	-	-	-	-	-
Derecognition - disposals	-	18	-	-	-	-	-	18	-	18
Other movements in Depreciation and Impairment	-	-	-	-	-	-	-	-	-	-
Value as at 31 March 2017	(1,656)	(882)	-	-	(167)	(44)	(2,036)	(4,785)	(2,761)	(7,546)
Net Book Value										
at 31 March 2017	134,932	28,184	991	-	124	201	1,676	166,108	311	166,419
at 31 March 2016	97,970	24,507	5,068	-	147	135	634	128,461	674	129,135

EXPLANATORY NOTES TO THE CORE FINANCIAL STATEMENTS

13. Depreciation Methodologies

Depreciation is generally provided on all non-current assets other than freehold land, and is charged from the date of purchase up to the date of disposal. Enhancements to the Council housing stock are assumed to take place at the start of the year. The Council depreciates its assets on a straight line basis over the expected life of the asset after allowing for a residual value. An external valuer has assessed the useful life of all Council owned buildings, which have been determined as follows:

	Estimated Useful Life (years)
Buildings	
Council Dwellings - Traditional Construction	60
Council Dwellings - Non-Traditional Construction	20 - 40
Garages	10
Operational Buildings	10 - 36
Non-Operational Buildings	20 - 25
Other Assets	
Vehicles, Plant & Equipment	3 - 15

14. Commitments Under Capital Contracts

The Council is required to disclose any significant commitments under capital contracts. These commitments relate to contractual obligations entered into but not discharged by 31 March 2018, and commitments to meet items in the proposed capital programme where contracts have not been entered into, which are not already reflected within the accounts.

The Council has authorised expenditure in future years of £28.277m, of which £1.453m was contractually committed at 31 March 2018. The table below analyses this sum into the individual programmes.

Expenditure approved and contracted at 31-Mar-17 £'000		Expenditure approved and contracted at 31-Mar-18 £'000	Period of Investment
1,285	Modernisations to HRA land & buildings	1,453	1-3 years
1,285	Total	1,453	

EXPLANATORY NOTES TO THE CORE FINANCIAL STATEMENTS

15. Revaluations

The following statement shows the progress of the Council's programme for the revaluation of assets. The valuation of Council assets is undertaken by external valuers. Council dwellings valuation is carried out by G Tyerman BSc, MRICS of Mouchel, other land and buildings are valued by James Reynolds BA (Hons), MRICS of Stephenson. The basis of valuation is set out in the statement of accounting policies and the numbers below include the desktop review. No revaluation is undertaken in relation to Vehicles, Plant, Furniture and Equipment.

The five yearly full inspection and revaluation for all Land and Buildings other than Council Dwellings took place in 2014/15, Council dwellings were revalued in 2016/17.

	Council Dwellings £'000	Other Land and Buildings £'000	Total £'000
Valued at current value :	156,674	28,625	185,299

16. Investment Properties

There are no restrictions on the Council's ability to realise the value inherent in its investment property or on the Council's right to the remittance of income and the proceeds of disposals. The Council has no contractual obligations to purchase, construct or develop investment property or repairs, maintenance or enhancement.

The following table summarises the movement in the fair value of investment properties over the year.

2016/17 £'000		2017/18 £'000
500	Opening Balance	513
-	Transfers (to)/from Property, Plant and Equipment	-
13	Net gains/(losses) from fair value adjustments	(13)
513	Closing Balance	500

EXPLANATORY NOTES TO THE CORE FINANCIAL STATEMENTS

17. Intangible Assets

2016/17				2017/18		
Software Licenses £'000	Other Intangible £'000	Total £'000		Software Licenses £'000	Other Intangible £'000	Total £'000
			Balance at start of year			
454	192	646	Original Cost	477	192	669
(354)	(127)	(481)	Accumulated amortisation	(389)	(137)	(527)
100	65	165	Net carrying amount at start of year	88	55	142
23	-	23	Expenditure in Year	330	-	330
-	-	-	Disposals in Year	-	-	-
(35)	(10)	(46)	Amortisation for the year	(52)	(10)	(62)
-	-	-	Amortisation derecognised on disposal	-	-	-
88	55	142	Net carrying amount at end of year	366	45	410
			Comprising:			
477	192	669	Gross carrying amounts	807	192	999
(389)	(137)	(527)	Accumulated amortisation	(441)	(147)	(589)
88	55	142		366	45	410

The intangible assets relate to current IT projects. Software licences are held for the Access to Services, Planning Public Access, Internal / External e-mail, CAPS, Finance, Revenues & Benefits and Housing IT projects. Other Intangibles mainly relate to consultancy costs for these projects. The assets are shown at historical cost and will be amortised over 5 years on a straight line basis.

EXPLANATORY NOTES TO THE CORE FINANCIAL STATEMENTS

18. Financial Instrument Balances

The borrowings and investments disclosed in the Balance Sheet are made up of the following categories of financial instruments. Notes 20 and 46 provide further information.

	Long-Term		Current	
	31-Mar-17 £'000	31-Mar-18 £'000	31-Mar-17 £'000	31-Mar-18 £'000
Investments				
Loans and receivables	-	-	-	-
Available-for-sale financial assets	1	-	-	-
Total investments	1	-	-	-
Debtors				
Loans and receivables	702	808	19	20
Financial assets carried at contract amounts	-	-	1,811	1,686
Total included in Debtors	702	808	1,830	1,706
Borrowings				
Financial Liabilities at amortised cost	(60,299)	(59,299)	(210)	(207)
Total included in Borrowings	(60,299)	(59,299)	(210)	(207)
Other Long-Term Liabilities				
Finance lease liabilities	(229)	(157)	(90)	(72)
Total Other Long-Term Liabilities	(229)	(157)	(90)	(72)
Creditors				
Financial liabilities carried at contract amounts	-	-	(2,527)	(2,886)
Total Creditors	-	-	(2,527)	(2,886)
Cash and Cash Equivalents				
Financial assets carried at contract amounts	-	-	36,517	54,517
Financial liabilities carried at contract amounts	-	-	(705)	(514)
Total Cash and Cash Equivalents	-	-	35,812	54,003

19. Long Term Debtors

	Long-Term		Current	
	31-Mar-17 £'000	31-Mar-18 £'000	31-Mar-17 £'000	31-Mar-18 £'000
Soft Loans	68	46	8	8
Employee Loans		16	9	10
Mortgages - Ex Council Houses			2	2
Repair Assistance Loans	188	188	-	-
Loan to Selby Housing Trust	446	558	-	-
Other Loans			-	-
Total Long Term Debtors	702	808	19	20

EXPLANATORY NOTES TO THE CORE FINANCIAL STATEMENTS

20. Financial Instruments Gains, Losses and Fair Values

The gains and losses recognised in the Comprehensive Income and Expenditure Statement are made up as follows:

2016/17					2017/18			
Financial Liabilities	Financial Assets				Financial Liabilities	Financial Assets		
Liabilities at amortised cost £'000	Loans and receivables £'000	Available-for-sale assets £'000	Total £'000		Liabilities at amortised cost £'000	Loans and receivables £'000	Available-for-sale assets £'000	Total £'000
2,544	-	-	2,544	Interest Expense	2,512	-	-	2,512
-	-	-	-	Losses on derecognition	-	-	-	-
-	-	-	-	Impairment Losses	-	-	-	-
2,544	-	-	2,544	Interest Payable & Similar Charges	2,512	-	-	2,512
-	(275)	-	(275)	Interest income	-	(271)	-	(271)
-	-	-	-	Gains on derecognition	-	-	-	-
-	(275)	-	(275)	Interest & Investment Income	-	(271)	-	(271)
-	-	-	-	Gains on Revaluation	-	-	-	-
-	-	-	-	Losses on Revaluation	-	-	-	-
-	-	-	-	Amounts recycled to the I&E Account after impairment	-	-	-	-
-	-	-	-	Surplus arising on the revaluation of financial assets	-	-	-	-
2,544	(275)	-	2,269	Net gain/(loss) for the year	2,512	(271)	-	2,241

Financial liabilities and financial assets represented by loans and receivables are carried in the balance sheet at amortised cost. Their fair value can be assessed by calculating the present value of the cash flows that will take place over the remaining term of the instruments, using the following assumptions:

The Link fair value of its debt is £74.766m.

- (a) estimated interest rates at 31 March 2017 of 3.5% - 8.4% for PWLB borrowing, 8.9% for LGS Stock.
- (b) in addition mortgages advanced to council tenants under the right to buy, the interest free loan to the voluntary services for the community house project, home improvement loans and employee car loans, which form part of the loans receivable total, are valued at carrying amount;
- (c) no early repayment or impairment is recognised;
- (d) where an instrument will mature in the next 12 months, carrying amount is assumed to approximate to fair value;
- (e) the fair value of trade and other receivables is taken to be the invoiced or billed amount;

EXPLANATORY NOTES TO THE CORE FINANCIAL STATEMENTS

20. Financial Instruments Gains, Losses and Fair Values continued

The fair values of Selby District Council have been calculated using Link's method as follows:

	31 March 2017		31 March 2018	
	Carrying Amount £'000	Fair Value £'000	Carrying Amount £'000	Fair Value £'000
PWLB	53,856	68,035	52,833	67,058
Other Market Debt	6,708	8,323	6,500	7,708
Financial Liabilities	60,564	76,358	59,333	74,766

The fair value is higher than the carrying amount because the authority's portfolio of loans are all at fixed rates where the interest rate payable is higher than for similar loans at the balance sheet date. This commitment to pay interest above current market rates increases the amount that the authority would have to pay if the lender requested or agreed to early repayment of the loans.

The fair value of Public Works Loan Board (PWLB) loans measures the economic effect of the terms agreed with the PWLB compared with estimates of the terms that would be offered for market transactions undertaken at the Balance Sheet date. The difference between the carrying amount and the fair value measures the additional interest that the authority will pay over the remaining terms of the loans under the agreements with the PWLB, against what would be paid if the loans were at prevailing market rates.

However, the authority has a continuing ability to borrow at concessionary rates from the PWLB rather than from the markets. A supplementary measure of the additional interest that the authority will pay as a result of its PWLB commitments for fixed rate loans is to compare the terms of these loans with the new borrowing rates available from the PWLB. If a value is calculated on this basis, the carrying amount of £52.8m would be valued at £82m. But, if the authority were to seek to avoid the projected loss by repaying the loans to the PWLB, the PWLB would raise a penalty charge for early redemption in addition to charging a premium for the additional interest that will not now be paid. The exit price for the PWLB loans including the penalty charge would be the difference between the two valuations.

21. Inventories

The stock held by the Council is supplies for building maintenance which is used on council dwellings.

31-Mar-17 £'000		31-Mar-18 £'000
8	Opening Balance	-
337 (345)	Purchases in Year Usage in Year	303 (303)
-	Closing Balance	-

EXPLANATORY NOTES TO THE CORE FINANCIAL STATEMENTS

22. Debtors & Prepayments

31-Mar-17 £'000		31-Mar-18 £'000
415	Amounts falling due in one year:	749
1,005	Central Government Bodies	1,836
3,283	Other Local Authorities	3,088
4,703	Other Entities and Individuals	5,673
(1,265)	Less Provision for Bad Debts	(1,198)
3,438	Total	4,475

23. Cash and Cash Equivalents

	Balance at 31-Mar-17 £'000	Balance at 31-Mar-18 £'000	Cash Movement £'000
Cash in hand	1	1	0
Cash at bank	(705)	(514)	191
Cash Equivalents	36,516	54,516	18,000
Total	35,812	54,003	18,191

The value of cash and cash equivalents have increased significantly mainly due to large balances held at the end of 2017/18 for items relating to Business Rates collection fund and receipt of Renewable energy business rates.

The Council hold £272k in cash funds received from Inspiring Healthy Lifestyles which relate to performance and pension bonds on the Leisure Contract held with this organisation. These bonds are held in the event of a default against the pension fund or in the event of a material breach by Inspiring Healthy Lifestyles in their delivery of the contract to provide leisure services to Selby District Council and subject to the requirements of the agreements in place, are repayable to Inspiring Healthy Lifestyles at the end of the contract period. It has not been determined appropriate to include these balances on the Balance Sheet of Selby District Council, however if they were to be included in the assets of the Council, the net impact on the Balance Sheet as at 31 March would be determined to be nil, as a matching liability would also be required to be included to reflect the fact that no such default against pension fund or material contract breach has occurred as at 31 March.

The Council hold £39.59k in election bank accounts which are to be used to cover costs associated with the European Union Referendum, North Yorkshire County and Parliamentary Elections. These cash balances do not legally belong to the District Council and are used to cover costs incurred by the Central Government Cabinet Office in holding these elections. The District Council have chosen to therefore exclude these cash balances and any potential future costs & liabilities on the basis the District Council is acting as an agent of the Cabinet Office.

24. Creditors

31-Mar-17 £'000		31-Mar-18 £'000
(2,283)	Central Government Bodies	(7,774)
(318)	Other Local Authorities	(964)
(3,119)	Other Entities and Individuals	(3,294)
(879)	Section 106 Receipts (see note 24.1)	(908)
(6,599)	Total	(12,940)

EXPLANATORY NOTES TO THE CORE FINANCIAL STATEMENTS

24.1. Section 106 Receipts

Section 106 receipts are monies paid to the Council by Developers as a result of the grant of planning permission, where works are required to be carried out or new facilities provided as a condition of that permission (e.g. creation of a play area). The sums are restricted to being spent only in accordance with the agreement concluded with the Developer. The balances of Section 106 receipts held by the Council during the year were as shown in the following table.

	Balance at 31-Mar-17 £'000	Income £'000	Expenditure £'000	Balance at 31-Mar-18 £'000
Open Space Schemes	(505)	(267)	374	(398)
Health Care Facilities	(61)	(142)	189	(14)
Education	(158)	(1,157)	1,006	(309)
Public Transport / Traffic	(122)	(55)		(177)
Waste & Recycling	(33)	(40)	63	(10)
Total	(879)	(1,661)	1,632	(908)

24.1. Section 106 Receipts continued

Parish Councils can apply for the release of funds from the Open Space Schemes monies applicable to their Parish by submitting a proposed scheme to the Council. On approval of the scheme the monies will be paid over to the Parish Council in staged payments. The contributions from Developers relating to traffic management, public transport, education and health care schemes are received by the Council and then paid over to the appropriate authority. Section 106 receipts are also used to fund Affordable Housing, which are allocated to Council Earmarked reserves for future housing development schemes. The balance held at 31 March 2018 was £3.491m.

25. Provisions

	Redundancy & Retirement £'000	Property Searches £'000	NNDR Appeals £'000	Total £'000
Balance at 1 April 2016	(360)	(52)	(1,628)	(2,040)
Additional provisions made in 2016/17	(23)	-	(602)	(625)
Amounts used in 2016/17	357	20	705	1,082
Unused amounts reversed in 2016/17	3	-	-	3
Balance at 31 March 2017	(23)	(33)	(1,525)	(1,581)
Additional provisions made in 2017/18	-	-	(334)	(334)
Amounts used in 2017/18	23	-	525	548
Unused amounts reversed in 2017/18				-
Balance at 31 March 2018	-	(33)	(1,334)	(1,367)

The provision for property searches relates to the settlement of refund of fees claims relating to access to land charges data. The provision has been recognised at the best estimate of the claims, interest and costs that will be payable.

The NNDR Appeals provision is a result of the new Business Rates Retention Scheme. The Council is now liable for its proportionate share of the cost of refunds for successful appeals against business rates for 2013/14 and all earlier financial years. The provision has been recognised at the best estimate of the amount that may be refunded should the appeals be successful. The estimate has been calculated using the Valuation Office ratings list of appeals and an analysis of successful appeals to date, with an assumption that as the rating list is almost five years old most appeals will have been submitted and will be settled shortly.

The provision for Redundancy and Retirement relates to the pension strain and costs associated with the corporate restructure and other projects. These payments were committed in 2016/17 and paid in 2017/18.

EXPLANATORY NOTES TO THE CORE FINANCIAL STATEMENTS

26. Usable Reserves

The Council keeps a number of reserves in the Balance Sheet. Some are required to be held for statutory reasons, some are needed to comply with proper accounting practice, and others have been set up voluntarily to earmark resources for future spending plans. These Reserves can be analysed between Usable (i.e. the balances are available to support the delivery of Council Services) and Unusable (i.e. they are kept to manage accounting processes for non-current assets, financial instruments, and retirement benefits and do not represent usable resources for the Authority). Unusable Reserves are detailed in note 27.

Movements in the Council's usable reserves are detailed in the Movement in Reserves Statement, and set out in detail in note 7. Descriptions of each reserve are shown after the following table.

2016/17 £'000		2017/18 £'000	Note
	Usable Reserves		
(1,140)	General Fund	(1,653)	26.1
(15,500)	Earmarked Reserves	(22,769)	26.2
(2,267)	Housing Revenue Account - Core	(2,267)	26.3
-	Housing Revenue Account - Access Selby	-	26.3
(2,411)	Major Repairs Reserve	(4,330)	26.4
(4,029)	Capital Receipts Reserve	(4,941)	26.5
(268)	Capital Grants Unapplied	(509)	26.6
(25,614)	Total	(36,469)	

26.1. General Fund

This is a non-earmarked balance which is set aside to cover unforeseen events and the risk of inflation increases. The Council has a minimum level for this balance set at £1.5m. Any amounts above this may be used to support the budget and future council tax levels within the context of the Council's financial strategy. During 16/17, as part of the funding of the Pension Back-funding payment, Council approved a temporary reduction to this limit, with first call on Renewable Business Rates income being utilised to top the reserve back up to the minimum balance.

26.2. Earmarked Reserves

The Council has reserves which have been set up voluntarily to earmark resources for future spending plans. The details of these reserves are set out in note 8.

26.3. Housing Revenue Account

These are non-earmarked balances which are set aside to cover unforeseen events and the risk of inflation increases within the Housing Revenue Account. The Council has a minimum level for these balances set at £1.5m. Any amounts above this may be used to support the budget within the context of the Council's financial strategy.

26.4. Major Repairs Reserve

This is an earmarked balance which is used to support capital expenditure on the Council's Housing stock. Its purpose is to hold funds for the housing capital programme or the repayment of HRA debt until such time as they are required.

26.5. Capital Receipts Reserve

Usable capital receipts are created from the income arising from the sale of non-current assets and other capital income including the sale of intangible assets which are assets that have no physical substance, receipts from loans, right to buy discounts and covenants which are used to finance capital expenditure. They are held in this reserve until such time as they are required.

26.6. Capital Grants Unapplied Reserve

This reserve holds grants and contributions that the Council has received from central government and other organisations towards the costs of capital expenditure that have not been used at the balance sheet date, but which will be used in the future. The contributions held in this reserve do not have conditions attached to either the timing of their use or the purpose for which they may be utilised or both.

EXPLANATORY NOTES TO THE CORE FINANCIAL STATEMENTS

27. Unusable Reserves

Unusable reserves are those that are kept to manage accounting processes for non-current assets, financial instruments, and retirement benefits and do not represent usable resources for the Authority. Usable Reserves are detailed in note 26.

Details of each of the reserves, together with movements in the year, are shown after the table.

2016/17 £'000		2017/18 £'000	Note
	Unusable Reserves		
	Revaluation Balances		
(6,481)	Revaluation Reserve	(15,705)	27.1
4	Available-for-Sale Financial Instruments Reserve	4	27.2
	Adjustment Accounts		
(107,171)	Capital Adjustment Account	(119,420)	27.3
9	Financial Instruments Adjustment Account	7	27.4
-	Deferred Capital Receipts Reserve	-	27.5
11,357	Pensions Reserve	11,038	27.6
1,602	Collection Fund Adjustment Account	(1,473)	27.7
(100,680)	Total	(125,549)	

27.1. Revaluation Reserve

The Revaluation Reserve contains the gains made by the Council arising from increases in the value of its property, plant and equipment and intangible assets. The balance is reduced when assets with accumulated gains are:

- revalued downwards or impaired and the gains are lost
- used in the provision of services and the gains are consumed through depreciation, or
- disposed of and the gains are realised.

The Reserve contains only revaluation gains accumulated since 1 April 2007, the date that the Reserve was created. Accumulated gains arising before that date are consolidated into the balance on the Capital Adjustment Account.

2016/17 £'000		2017/18 £'000
(3,467)	Balance brought forward at 1 April	(6,481)
(3,630)	Upwards revaluation of assets	(9,961)
45	Downward revaluation of assets and impairment losses not charged to the surplus/deficit on the Provision of Services	274
(3,585)	Surplus/(Deficit) on revaluation of non-current assets not posted to the (Surplus)/Deficit on the Provision of Services	(9,687)
149	Difference between fair value depreciation and historical cost depreciation	309
421	Accumulated losses on assets sold or scrapped	154
571	Amount written off to the Capital Adjustment Account	463
(6,481)	Balance carried forward at 31 March	(15,705)

EXPLANATORY NOTES TO THE CORE FINANCIAL STATEMENTS

27. Unusable Reserves continued

27.2. Available-for-Sale Financial Instruments Reserve

The available-for-sale financial instruments reserve contains the gains made by the Council arising from increases in the value of its investments that have quoted market prices or otherwise do not have fixed or determinable payments. The balance is reduced when investments with accumulated gains are:

- revalued downwards or impaired and the gains are lost;
- disposed of and the gains are realised.

2016/17 £'000		2017/18 £'000
4	Balance brought forward at 1 April	4
-	Upward revaluation of investments	-
-	Downward revaluation of investments not charged to the surplus/deficit on the Provision of Services	-
-	Total movement on the reserve in Year	-
4	Balance carried forward at 31 March	4

27.3. Capital Adjustment Account

The Capital Adjustment Account absorbs the timing differences arising from the different arrangements for accounting for the consumption of non-current assets and for financing the acquisition, construction or enhancement of those assets under statutory provisions. The Account is debited with the cost of acquisition, construction or enhancement as depreciation, impairment losses and amortisations are charged to the Comprehensive Income and Expenditure Statement (with reconciling postings from the Revaluation Reserve to convert fair value figures to an historical cost basis). The Account is credited with the amounts set aside by the Council as finance for the costs of acquisition, construction and enhancement.

The Account also contains revaluation gains accumulated on property, plant and equipment before 1 April 2007, the date that the Revaluation Reserve was created to hold such gains.

Note 7 provides details of the source of all the transactions posted to the Account, apart from those involving the Revaluation Reserve.

2016/17 £'000		2017/18 £'000
(68,881)	Balance brought forward at 1 April	(107,171)
	Reversal of items relating to capital expenditure debited or credited to the Comprehensive Income and Expenditure Statement:	
5,394	Charges for depreciation and impairment of non-current assets	3,244
(37,714)	Revaluation to reverse historic impairment of Property, Plant & Equipment previously charged to Income and Expenditure Account	(12,651)
46	Amortisation of intangible assets	62
(132)	Revenue expenditure funded from capital under statute	(32)
2,446	Amounts of non-current assets written off on disposal or sale as part of the gain/loss on disposals to the Comprehensive Income and Expenditure Statement	1,194
(29,960)		(8,183)
(571)	Adjusting amounts written out of the Revaluation Reserve	(309)
(30,531)	Net written out amount of the cost of non-current assets consumed in the year	(8,493)

EXPLANATORY NOTES TO THE CORE FINANCIAL STATEMENTS

27. Unusable Reserves continued

27.3. Capital Adjustment Account continued

2016/17 £'000		2017/18 £'000
(30,531)	Net written out amount of the cost of non-current assets consumed in the year	(8,493)
	Capital financing applied in the year:	
(87)	Use of the Capital Receipts Reserve to finance new capital expenditure	(158)
(2,018)	Use of the Major Repairs Reserve to finance new capital expenditure	(1,332)
	Capital grants and contributions credited to the Comprehensive Income and Expenditure Statement that have been applied to capital financing	(2)
	Application of grants to capital financing from the Capital Grants Unapplied Account	
(1,260)	HRA voluntary set aside for debt repayment	(1,260)
(3,499)	Minimum Revenue Provision - Borrowing	(181)
(373)	Minimum Revenue Provision - Leases	(91)
(643)	Capital expenditure financed from revenue	(755)
(7,881)	Total capital financing applied in the year	(3,780)
121	Loan Adjustments	10
-	Movements in the market value of Investment Properties debited or credited to the Comprehensive Income and Expenditure Statement	13
(107,171)	Balance carried forward at 31 March	(119,421)

27.4. Financial Instruments Adjustment Account

This account absorbs the timing differences arising from the different arrangements for accounting for income and expenses relating to certain financial instruments and for bearing losses or benefitting from gains per statutory provisions. The Council has used the Account to manage premiums paid and discounts received on the early redemption of loans. Premiums are debited to the Comprehensive Income and Expenditure Statement when they are incurred, but reversed out of the General Fund Balance to the Account in the Movement in Reserves Statement. Over time, the expense is posted back to the General Fund Balance in accordance with statutory arrangements for spreading the burden on council tax.

2016/17 £'000		2017/18 £'000
13	Balance brought forward at 1 April	9
(4)	Soft Loan adjustment	(2)
(4)	Total movement on the account in Year	(2)
9	Balance carried forward at 31 March	7

The Available-for-Sale Financial Instruments Reserve and the Financial Instruments Adjustment Account are two reserves that help to manage the accounting requirements for financial instruments. Financial instruments are required to be carried at fair value and the outcome of proper accounting practices for the Comprehensive Income and Expenditure Statement is different from that required for assessing the impact on local taxes. These reserves are matched by borrowings and investments within the Balance Sheet and are not resources available to the Council.

EXPLANATORY NOTES TO THE CORE FINANCIAL STATEMENTS

27. Unusable Reserves continued

27.5. Deferred Capital Receipts Reserve

The Deferred Capital Receipts Reserve holds the gains recognised on the disposal on non-current assets but for which cash settlement has yet to take place. Under statutory arrangements, the Council does not treat these gains as usable for financing new capital expenditure until they are backed by cash receipts. When the deferred cash settlement eventually takes place, amounts are transferred to the Capital Receipts Reserve.

2016/17 £'000		2017/18 £'000
-	Balance brought forward at 1 April	-
-	Principal Repayments in year transferred to the Capital Receipts Reserve	-
-	Balance carried forward at 31 March	-

27.6. Pensions Reserve

The Pensions Reserve absorbs the timing differences arising from the different arrangements for accounting for post-employment benefits and for funding benefits in accordance with statutory provisions. The Council accounts for post-employment benefits in the Comprehensive Income and Expenditure Statement as the benefits are earned by employees accruing years of service, updating the liabilities recognised to reflect inflation, changing assumptions and investment returns on any resources set aside to meet the costs. However, statutory arrangements require benefits earned to be financed as the Council makes employer's contributions to pension funds or eventually pays any pensions for which it is directly responsible. The debit balance on the Pensions Reserve therefore shows a substantial shortfall in the benefits earned by past and current employees and the resources the Council has set aside to meet them. The statutory arrangements will ensure that funding will have been set aside by the time the benefits come to be paid, however during 2016/17 the Council took a decision to make an early repayment to the pension deficit of £9.4m, which is reflected in the £10.9m shown below.

2016/17 £'000		2017/18 £'000
20,442	Balance brought forward at 1 April	11,357
(57)	Remeasurement of the net defined benefit liability	(1,329)
1,913	Reversal of items relating to retirement benefits debited or credited to the (Surplus)/Deficit on the Provision of Services in the Comprehensive Income and Expenditure Statement	1,877
(10,941)	Employer's pensions contributions and direct payments to pensioners payable in the year	(867)
11,357	Balance carried forward at 31 March	11,038

27.7. Collection Fund Adjustment Account

This account manages the differences arising from the recognition of council tax and non-domestic rates income in the Comprehensive Income and Expenditure Statement as it falls due from council tax payers and business rates payers compared with the statutory arrangements for paying across amounts to the General Fund from the Collection Fund.

EXPLANATORY NOTES TO THE CORE FINANCIAL STATEMENTS

27.7. Collection Fund Adjustment Account continued

2016/17 £'000		2017/18 £'000
(1,271)	Balance brought forward at 1 April	1,602
2,873	Amount by which council tax and non-domestic rates income credited to the Comprehensive Income and Expenditure Statement is different from council tax and non-domestic rates income calculated for the year in accordance with statutory requirements	(3,075)
1,602	Balance carried forward at 31 March	(1,473)

28. Cash Flow Statement - Operating Activities

The analysis for the adjustments to the net (surplus)/deficit on the provision of services for non-cash movements is shown below.

2016/17 £'000		2017/18 £'000
31,134	Depreciation, amortisation, impairment and revaluations	9,322
(1,356)	Movement in creditors	197
565	Movement in debtors	583
90	Movement in provision for bad debts	68
(8)	Movement in inventories	-
460	Movement in provisions	213
1,913	Movement in pensions liability	548
(2,479)	Carrying amount of non-current assets sold	(1,351)
8,294	Other non-cash items charged to the provision of services	(1,478)
38,613		8,102

The analysis for the adjustments to the net (surplus)/deficit on the provision of services that are investing and financing activities are shown in the following table.

2016/17 £'000		2017/18 £'000
1,994	Proceeds from the sale of property, plant and equipment, investment property and intangible assets	1,603
322	Capital grants credited to the (surplus)/deficit on the provision of services	179
-	Any other items for which the cash effects are investing or financing cash flows	-
2,316		1,782

The cash flow for operating activities include the following items:

2016/17 £'000		2017/18 £'000
(275)	Interest received	(271)
2,527	Interest paid	2,504
2,251		2,233

EXPLANATORY NOTES TO THE CORE FINANCIAL STATEMENTS

29. Cash Flow Statement - Investing Activities

2016/17 £'000		2017/18 £'000
3,725	Purchase of property, plant and equipment, investment property and intangible assets	3,067
-	Purchase of short-term and long-term investments	-
19	Other payments for investing activities	127
(2,006)	Proceeds from the sale of property, plant and equipment, investment property and intangible assets	(1,626)
(111)	Proceeds from short-term and long-term investments	(3)
(322)	Other receipts from investing activities	(179)
1,305	Net cash flow from investing activities	1,386

30. Cash Flow Statement - Financing Activities

2016/17 £'000		2017/18 £'000
-	Cash receipts of short and long-term borrowing	
-	Other receipts from financing activities	
373	Cash payments for the reduction of the outstanding liabilities relating to finance leases	19
	Repayment of short and long-term borrowing	1,001
(8,205)	Other payments for financing activities	(5,620)
(7,832)	Net cash flow from financing activities	(4,600)

EXPLANATORY NOTES TO THE CORE FINANCIAL STATEMENTS

31. Expenditure and Funding Analysis (further details)

Adjustments from GF & HRA to arrive at the Comprehensive Income and Expenditure Statement amounts

2017/18	Adj for Capital Purposes	Net change for the Pensions Adj	Other Differences	Total Adjustments
Corporate Services & Commissioning	(9,313)	(553)	-	(9,866)
Economic Regeneration & Place	11	(149)	-	(138)
Legal & Democratic Services	3	(63)	-	(60)
Finance	(5,742)	(102)	(3,075)	(8,919)
Net Cost of Services	(15,041)	(867)	(3,075)	(18,983)
Other Operating Expenditure	24	1,877	-	1,901
Difference between General Fund Surplus or Deficit and Expenditure Statement Surplus or Deficit	(15,017)	1,010	(3,075)	(17,082)

2017/18 Expenditure and Income Analysed by Nature

The authority's expenditure and income is analysed as follows:

Expenditure/Income

	£'000
Income	
Fees, charges and other service income	(7,942)
Interest and investment income	(1,731)
Income from NDR & Council Tax	(17,951)
Benefits Subsidy	(15,001)
Government Grants	(3,850)
HRA Property Rent	(12,400)
Total Income	(58,875)
Expenditure	
Employee Benefits Expenses	8,554
Premises	1,405
Supplies & Services	9,757
Transport	276
Benefit Payments	15,216
Interest Payments	4,257
Third Party Payments	306
Depreciation, amortisation, Impairment and Revaluations	(9,712)
Precepts & Levies	3,440
Capital Receipts Pool Payment	514
Total Expenditure	34,013
(Surplus) / or Deficit on Provision of Services	(24,862)

EXPLANATORY NOTES TO THE CORE FINANCIAL STATEMENTS

31. Expenditure and Funding Analysis (further details)..... Continued

Adjustments from GF & HRA to arrive at the Comprehensive Income and Expenditure Statement amounts

2016/17	Adj for Capital Purposes	Net change for the Pensions Adj	Other Differences	Total Adjustments
Corporate Services & Commissioning	(32,191)	(447)	-	(32,638)
Economic Regeneration & Place	-	(46)	-	(46)
Legal & Democratic Services	3	(38)	-	(35)
Finance	(7,414)	(10,410)	-	(17,824)
Net Cost of Services	(39,602)	(10,941)	-	(50,543)
Other Operating Expenditure	932	1,913	2,874	5,719
Difference between General Fund Surplus or Deficit and Expenditure Statement Surplus or Deficit	(38,670)	(9,028)	2,874	(44,824)

2016/17 Expenditure and Income Analysed by Nature

The authority's expenditure and income is analysed as follows:

Expenditure/Income

	£'000
Income	
Fees, charges and other service income	(6,200)
Interest and investment income	(1,626)
Income from NDR & Council Tax	(14,126)
Benefits Subsidy	(15,704)
Government Grants	(4,360)
HRA Property Rent	(12,708)
Total Income	(54,724)
Expenditure	
Employee Benefits Expenses	7,086
Premises	1,322
Supplies & Services	8,868
Transport	287
Benefit Payments	15,716
Interest Payments	4,561
Third Party Payments	137
Depreciation, amortisation, Impairment and Revaluation	(31,822)
Precepts & Levies	3,342
Capital Receipts Pool Payment	521
Total Expenditure	10,018
(Surplus) / or Deficit on Provision of Services	(44,706)

EXPLANATORY NOTES TO THE CORE FINANCIAL STATEMENTS

32. Officers' Remuneration

The following tables set out the remuneration disclosures for Senior Officers whose salary is less than £150k but equal to or more than £50k per year.

2017/18			Total Remuneration excluding pension contributions 2017/18 £'000	Employer's pension contributions £'000	Total Remuneration including pension contributions 2017/18 £'000
Post Title	Salary (including fees & allowances) £'000	Benefits in Kind (car allowance) £'000			
Chief Executive - Ryedale District Council to 17 Sep 2017	16		16		16
Chief Executive WEF 18 Sep 2017	57	3	60	9	69
Director of Corporate Services & Commissioning	80	1	81	13	94
Director of Economic Regeneration & Place	80	1	81	13	94
Head of Business Development & Improvement	55	1	56	9	65
Head of Commissioning, Contracts & Procurement	55	1	56	9	65
Head of Community, Partnerships & Customers	55	1	56	9	65
Head of Operational Services	55	1	56	9	65
Head of Planning to 2 Feb 2018	46		46	-	46
Head of Planning	10		10	2	12
Planning Consultant / Interim Head of Planning	115		115	-	115
Solicitor to the Council	61	1	62	10	72
	685	10	695	83	778

The Chief Executive role became vacant during July 2017 and was a shared role with NYCC (Assistant Chief Executive), following a temporary appointment under a secondment arrangement with Ryedale DC the post has now been filled on a permanent basis. The Chief Finance Officer S151 is now employed directly by North Yorkshire County Council and is contracted as part of a wider finance function to deliver services to Selby District Council.

2016/17 Post Title	Salary (including fees & allowances) £'000	Benefits in Kind (car allowance) £'000	Total Remuneration excluding pension contributions 2016/17 £'000	Employer's pension contributions £'000	Total Remuneration including pension contributions 2016/17 £'000
Chief Executive - End 31 July 16	33	-	33	4	37
Chief Executive - Commence 8 Aug 16	31	-	31	-	31
Deputy Chief Executive*	4	-	4	1	5
Director (MD)*	3	-	3	-	3
Director*	3	-	3	-	3
Director*	3	-	3	-	3
Director**	16	-	16	2	18
Director of Economic Regeneration & Place	59	1	60	7	67
Director of Corporate Services & Commissioning	54	1	55	7	62
Solicitor to the Council	60	1	61	8	69
Head of Commissioning, Contracts & Procurement	54	1	55	7	62
Head of Operational Services	54	1	55	7	62
Head of Strategic Planning, Policy & Economic Development	54	1	55	7	62
Head of Business Development & Improvement	39	1	40	5	45
Head of Community, Partnerships & Customers	22	-	22	3	25
	489	7	496	58	554

The Council has no other employees who receive more than £50k remuneration, excluding employers pension contributions.

EXPLANATORY NOTES TO THE CORE FINANCIAL STATEMENTS

32. Exit Packages

The Council approved termination of the contract of 2 employees in 2017/18 (4 in 2016/17), incurring liabilities of £18k (£40k in 2016/17). The number of exit packages and total cost per band are shown in the following table. These costs have arisen due to the Council's organisational and functional review. The numbers of exit packages with total cost per band and total cost of the compulsory and other redundancies are set out in the table below.

Exit package cost band (including special payments)			Number of compulsory redundancies		Number of other departures agreed		Total number of exit packages by cost band		Total cost of exit packages in each band	
			2016/17	2017/18	2016/17	2017/18	2016/17	2017/18	2016/17	2017/18
£'000		£'000							£'000	£'000
0	-	20,000	1	-	3	2	4	2	40	18
20,001	-	40,000	-	-	-	-	-	-	-	-
40,001	-	60,000	-	-	-	-	-	-	-	-
60,001	-	80,000	-	-	-	-	-	-	-	-
80,001	-	100,000	-	-	-	-	-	-	-	-
100,001	-	150,000	-	-	-	-	-	-	-	-
Total			1	-	3	2	4	2	40	18

EXPLANATORY NOTES TO THE CORE FINANCIAL STATEMENTS

33. Surpluses / Deficits on Significant Trading Operations

Trading operations are activities of a commercial nature financed substantially by charges to recipients of the service. The Council does not have any significant trading operations.

34. Agency Services

The Council acts as agent for central government, North Yorkshire County Council and North Yorkshire Fire and Rescue Authority in the collection of non-domestic rates, and as agent for North Yorkshire County Council, North Yorkshire Police Authority and North Yorkshire Fire and Rescue Authority in the collection of council tax. Further details are given in the notes to the Collection Fund.

35. Members Allowances

The cost of Members Allowance payments is included within the Corporate and Democratic Core costs and in 2017/18 amounted to £198k (£194k in 2016/17). The 2017/18 figures include a £500 allowance paid to the vice chair (2016/17 £1k Vice Chair). The payments can be allocated as follows:

2016/17 £'000		2017/18 £'000
187	Allowances	190
7	Expenses	8
194	Total	198

36. External Audit Costs

The Council's external auditors are Mazars. The Council incurred the following fees relating to the audit of the Statement of Accounts, certification of grant claims and statutory inspections:

2016/17 £'000		2017/18 £'000
45	Fees due to the External Auditors with regard to external audit services carried out by the appointed auditor.	45
13	Fees payable to the External Auditors for the certification of grant claims and returns.	13
58	Total	58

EXPLANATORY NOTES TO THE CORE FINANCIAL STATEMENTS

37. Grant Income

The Council credited the following grants, contributions and donations to the Comprehensive Income and Expenditure Statement.

2016/17 £'000		2017/18 £'000
	<u>Credited to Taxation and Non-specific Grant Income</u>	
(1,121)	Revenue Support Grant	(593)
	Council Tax Freeze Grant	
	Small Business Empty Property Rate Relief	
(5,427)	Renewable Energy Business Rates	(8,591)
	Non-Service Related Government Grants	
(2,452)	New Homes Bonus	(1,976)
	Council Tax Reduction Grant	
(159)	New Burdens Grants	(161)
(186)	Transformation Challenge Reward Grant	
(515)	Sect. 31 NNDR Relief Grants	(446)
	Other Small Grants	(85)
	Capital Grants and Contributions	
	Grant receipt for Hardware for Register of Electors	
(9,860)	Total	(11,852)
	<u>Credited to Services</u>	
	Other Government Grants:-	
(9,201)	Rent Allowances	(8,778)
(6,207)	Rent Rebates	(6,036)
(323)	Private Sector/Disabled Facilities Home Improvement Works (General Fund)	(179)
(41)	Supporting People	(44)
(354)	Housing Benefits Admin & Counter Fraud Grant	(297)
(278)	Private Finance Initiative	(278)
(51)	Other Small Grants	(31)
(16,455)	Total	(15,643)

The Council has previously received a number of grants, contributions and donations that were not recognised as income as they had conditions attached to them at the balance sheet date that required the monies or property to be returned to the giver if they are not utilised for the intended purpose. Capital grant receipts in advance are sums of money received from the Government and other organisations to contribute towards the costs of non-current assets and other capital expenditure such as grants to other organisations. When the conditions for the grant are met it is transferred to the Comprehensive Income and Expenditure Statement. Should the conditions not be met then the grant is repaid. There are no revenue receipts in advance with conditions attached, and all capital grants have been fully utilised. The balances at the year-end are as follows:

	Long-Term		Current	
	31-Mar-17 £'000	31-Mar-18 £'000	31-Mar-17 £'000	31-Mar-18 £'000
<u>Grants Receipts in Advance</u>				
Individual Electoration Registration	-		(10)	(10)
Better Care Fund	-		(69)	(69)
Transformation Challenge Award	-		(287)	(23)
Total	-	-	(366)	(102)

EXPLANATORY NOTES TO THE CORE FINANCIAL STATEMENTS

38. Related Party Transactions

The Council is required to disclose all material transactions with related parties - bodies or individuals that have the potential to control or influence the Council or to be controlled or influenced by the Council. Disclosure of these transactions allows readers to assess the extent to which the Council might have been constrained in its ability to operate independently or might have secured the ability to limit another party's ability to bargain freely with the Council.

Central Government

Central Government has significant influence over the general operations of the Council - it is responsible for providing the statutory framework within which the Council operates, provides the majority of its funding in the form of grants and prescribes the terms of many of the transactions that the Council has with other parties (e.g. housing benefits, council tax bills). Grants received from Government Departments and recognised as income in the year are disclosed in Note 37, together with receipts in advance not yet recognised as income.

Members

Members of the Council have direct control over the council's financial and operating policies. The total of member allowances paid in 2017/18 is shown in Note 35.

Some Members are directors and/or trustees of various entities in their own private capacity. During 2017/18 the following material transactions took place with organisations in which Members have an interest. In all instances contracts and grants were made with proper consideration of declarations of interest.

No. of Members With an Interest	2016/17 Transactions £'000	2016/17 Balance Owed £'000		No. of Members With an Interest	2017/18 Transactions £'000	2017/18 Balances Owed £'000
1	34	-	Selby AVS	-	-	
-	-	-	Selby District Vision	1	1	
2	(110)	446	Selby Housing Trust	2	290	528
-			Selby & District Rail User Group	1	1	
3	1,635		Various Selby District Drainage Boards	2	1,663	
1	6	-	Stephenson Estate Agents	1	6	
-			Groundwork North Yorkshire	1	37	
-						
7	1,564	446	Total	8	1,998	528

The register of Members' Interest is open to public inspection at the Civic Centre during office hours, on application.

EXPLANATORY NOTES TO THE CORE FINANCIAL STATEMENTS

38. Related Party Transactions continued

Officers

In 2017/18 there were no material related party transactions requiring disclosure in relation to officers who have the authority and responsibility for planning, directing and controlling the activities of the Council.

The Chief Finance Officer (S151) is a director of Veritau North Yorkshire Ltd and is fully employed as an Assistant Director in Strategic Resources at North Yorkshire County Council. A Corporate Director of the Council acts as a Managing Director of Selby and District Housing Trust. A member of the Finance Team acts as the Finance Director of Selby & District Housing Trust.

EXPLANATORY NOTES TO THE CORE FINANCIAL STATEMENTS

38. Related Party Transactions continued

Other Public Bodies

During the year the Council made payments to other public bodies, which are not considered to be related parties as they are subject to common control by central government and include payments of precepts to North Yorkshire County Council, North Yorkshire Police Authority and North Yorkshire Fire and Rescue Authority.

The internal audit, counter-fraud and information governance services is being provided by Veritau North Yorkshire Limited. The Council has a share-holding of £2.5k in Veritau North Yorkshire Limited which was acquired when the North Yorkshire Audit Partnership ceased, paid for by the Council's share of the balances remaining in the former partnership.

The Council is a full partner along with Scarborough, Hambleton, Richmondshire and Ryedale District Council (the host authority) to provide Building Control services on behalf of the five councils. A joint committee manages the Partnership with an equal number of representatives from each council. The agreed financial arrangements are that each partner is required to pay a fixed fee for non-chargeable services and receive a share of any surpluses over the maximum agreed reserve balance of £250,000. The Partnership produce their own set of accounts and these can be requested from Ryedale District Council.

During 2017/18 Selby District Council has paid a management fee of £61k (£62k in 2016/17) to cover non-chargeable costs as part of the arrangement with the North Yorkshire Building Control Partnership. The balance on the Partnerships reserve is estimated at 31 March 2018 as £178k of which £36k belongs to Selby (31 March 2017 reserve of £63k with Selby's share being £13k).

The Council made net payment of loan principal to Selby & District Housing Trust loans in 2017/18 of £110k. At the end of 2017/18 the loans balances increased to £528k and is repayable over a 30 year period at an interest rate of between 4.2% and 4.6%. The Council has made loans to Selby and District Housing Trust to cover the cost of developing affordable housing for rent in the district. The Trust has also commissioned the Council to manage these dwellings on their behalf during the year and in addition one hour per week is provided for Company Secretary and Accountant duties. The Development Manager post is grant funded.

EXPLANATORY NOTES TO THE CORE FINANCIAL STATEMENTS

39. Capital Expenditure and Financing

The total amount of capital expenditure incurred in the year is shown in the table following (including the value of assets acquired under finance leases), together with the resources that have been used to finance it. Where capital expenditure is to be financed in future years by charges to revenue as assets are used by the Council, the expenditure results in an increase in the Capital Financing Requirement (CFR), a measure of the capital expenditure incurred historically by the Council that has yet to be financed. The CFR is analysed in the second part of this note.

2016/17 £'000		2017/18	
		£'000	£'000
58,371	Opening Capital Financing Requirement		54,400
	Capital investment		
2,883	Property Plant & Equipment - Council Owned	1,695	
-	Property Plant & Equipment - Leased	-	
956	Assets Under Construction	1,142	
23	Intangible assets	331	
409	Revenue Expenditure Funded from Capital Under Statute (REFCUS) - Grants	214	
(3)	Long term debtor Loan	110	
4,268	Total Capital Investment		3,492
	Sources of finance		
(84)	Capital receipts	(342)	
(45)	Government grants and other contributions	(134)	
(2,981)	Sums Set Aside from Revenue (Assets/Soft Loans/REFCUS)	(2,093)	
(1,260)	HRA voluntary set aside for debt repayment	(1,260)	
(3,404)	MRP / Loans Fund Principal	(181)	
(95)	MRP - Lease Principal	(91)	
(370)	Reduction in lease liability re Leisure & Street Scene Vehicles	-	(4,101)
54,400	Closing Capital Financing Requirement		53,790
	Explanation of movements in year		
-	Increase in underlying need to borrow (supported by government financial assistance)	-	
1,158	Increase in underlying need to borrow (unsupported by government financial assistance)	922	
-	Assets acquired under finance leases		
(1,260)	HRA voluntary set aside for debt repayment	(1,260)	
(3,499)	MRP / Loans Fund Principal	(181)	
(370)	MRP - Lease Principal	(91)	
-			(610)
(3,971)	Increase / (decrease) in Capital Financing Requirement		(610)

EXPLANATORY NOTES TO THE CORE FINANCIAL STATEMENTS

39. Capital Expenditure and Financing continued.....

Revenue Expenditure Funded from Capital Under Statute

This is expenditure which is classified as capital but which does not result in a tangible asset for the Council. Examples are where capital grants are given to third parties e.g. improvement grants or expenditure on property not owned by the Council. During 2017/18 the Council funded £324k (£406.4k in 2016/17) of capital expenditure through this method, which related to the Disabled Facilities Grants, expenditure on community shared land and Loans.

40. Leases

Authority as a Lessee

Finance Leases

The Council does not currently have any finance leases in its own right. However its contractor for the Street Scene Contract, Enterprise, has finance leases for the vehicles that are used for delivering the service and as such these assets have to be included in the Council's balance sheet. Those vehicles have been fully depreciated over the term of the original contract, any additional vehicles used for the provision of services are supplied on a temporary hire basis. In addition Inspiring Healthy Lifestyles, who run the leisure service on behalf of the Council, have leased gym equipment and this is also included in the Council's Balance Sheet.

The assets acquired under these leases are carried as Property, Plant and Equipment in the Balance Sheet at the following net amounts.

31-Mar-17 £'000		31-Mar-18 £'000
-	Vehicles, Plant, Furniture & Equipment (Vehicles)	-
310	Vehicles, Plant, Furniture & Equipment (Equipment)	219
310		219

The Council is committed to making payments in respect of a Street Scene contract with Enterprise and a Leisure Management contract with Inspiring Healthy Lifestyles. The embedded financial leases form just part of the costs and as such should be seen as part of the whole costs of the service delivery. In 2016/17 the original contract period for Street Scene expired, and was extended with the existing fleet, any additional vehicles are used on a short term hire basis. The table below therefore only includes Leisure Management costs from 17/18.

31-Mar-17 £'000		31-Mar-18 £'000
(91)	Finance lease liabilities (net present value of minimum lease payments):	(72)
(229)	Current	(157)
(15)	Non-current	(13)
	Finance costs payable in future years	
(335)		(241)

The minimum lease payments will be payable over the following periods:

	Minimum Lease Payments Payments		Finance Lease Liabilities	
	31-Mar-17 £'000	31-Mar-18 £'000	31-Mar-17 £'000	31-Mar-18 £'000
Not Later Than One Year	100	80	91	74
Later than One Year and not later than five years	80	161	228	154
Later than Five years	-		-	
	180	241	319	228

EXPLANATORY NOTES TO THE CORE FINANCIAL STATEMENTS

40. Leases continued

Operating Leases

Vehicles, Plant, Furniture and Equipment - the authority uses photocopiers and vehicles, financed under terms of an operating lease. The amount paid under these arrangements in 2017/18 was £86k (£96k in 2016/17).

The future minimum lease payments due under non-cancellable leases in future years are:

31-Mar-17 £'000		31-Mar-18 £'000
81	Not later than one year	81
131	Later than one year and not later than five years	50
-	Later than five years	
212		131

The expenditure charged to the Comprehensive Income & Expenditure Statement during the year in relation to these was:

31-Mar-17 £'000		31-Mar-18 £'000
96	Minimum lease payments	86
-	Contingent rents	
-	Sub lease payments (receivable)	
96		86

The expenditure was charged to the following lines on the Comprehensive Income & Expenditure Statement:

31-Mar-17 £'000		31-Mar-18 £'000
22	Central Services to the Public	24
3	Environmental and Regulatory Services	3
71	Local Authority Housing (HRA)	60
96		87

Authority as a Lessor

Finance Leases

Selby District Council has no finance lease for which it acts as a lessor.

EXPLANATORY NOTES TO THE CORE FINANCIAL STATEMENTS

40. Leases continued

Operating Leases

The Council acts as a lessor for a number of industrial units. These units are intended to be used as set-up premises for fledging businesses, and long-term tenants are not expected. The income received from these tenants during the year was £92.2k (£97.4k in 2016/17).

The future minimum lease payments receivable under non-cancellable leases in future years are, for 2018/19, determined to be nil as tenants are able to cancel leases with only three months notice:

The rentals receivable do not include rents that are contingent on events taking place after the lease was entered into, such as adjustments following rent reviews.

41. Assets Recognised Under PFI Arrangements

The Council is party to a Private Finance Initiative (PFI) scheme with South Yorkshire Housing to build social housing. The Council does not recognise any assets in its balance sheet under PFI arrangements because they are the property of South Yorkshire Housing Association (SYHA) and will remain in their ownership on expiry of the contract. In 2017/18 the authority made payments of £405.6k (£393k in 2016/17). The contract expires in 2035.

42. Impairment Losses

During 2017/18 the Council has not recognised any impairment losses (as was the case in 2016/17). Any such losses would be shown by class of asset in notes 12 and 15.

43. Retirement Benefits

Participation in Pension Schemes

As part of the terms and conditions of employment of its officers and other employees, the Council makes contributions towards the cost of post employment benefits. Although these benefits will not actually be payable until employees retire, the Council has a commitment to make the payments that need to be disclosed at the time that employees earn their future entitlement.

EXPLANATORY NOTES TO THE CORE FINANCIAL STATEMENTS

43. Retirement Benefits continued

The Council participates in the Local Government Pension Scheme, administered by North Yorkshire County Council and called the North Yorkshire Pension Fund - this is a funded scheme, meaning that the Council and employees pay contributions into a fund, calculated at a level intended to balance the pensions liabilities with investment assets.

The North Yorkshire Pension Scheme is operated under the regulatory framework for the Local Government Pension Scheme and the governance of the scheme is the responsibility of the Pension Fund Committee of North Yorkshire County Council. Policy is determined in accordance with the Pension Fund Regulations. The investment fund managers of the fund are appointed by the Pension Fund Committee in consultation with the Corporate Director - Strategic Resources and the funds investment consultant and independent advisor.

The principal risks to the Council of the scheme are the longevity assumptions, statutory changes to the scheme, structural changes to the scheme (i.e.. large-scale withdrawals from the scheme), changes to inflation, bond yields and the performance of the equity investments held by the scheme. These are mitigated to a certain extent by the statutory requirements to charge to the General Fund and the HRA the amounts required by statute as described in the accounting policies note.

Transactions Relating to Retirement Benefits

The Council recognises the cost of retirement benefits in the reported net cost of services when they are earned by employees, rather than when the benefits are eventually paid as pensions. However, the charge that is required to be made against Council Tax is based on the cash payable in the year, so the real cost of post employment/retirement benefits is reversed out of the General Fund and the HRA via the Movement in Reserves Statement. The following transactions have been made in the Comprehensive Income and Expenditure Statement and the General Fund Balance via the Movement in Reserves Statement during the year. During 2016/17 the early repayment of the pension fund deficit of £9.4m was included in the £10.9m employers contributions to the scheme.

2016/17 £'000	North Yorkshire Pension Fund	2017/18 £'000
	Comprehensive Income and Expenditure Statement	
	<i>Net Cost of Services:</i>	
1,020	current service cost	1,572
208	past service costs (gains)	-
-	settlement and curtailments	-
19	administration expenses	21
	<i>Financing and Investment Income and Expenditure:</i>	
666	net interest expense	284
1,913	Total Post Employment Benefit Charged to the Surplus or Deficit on the Provision of Services	1,877
	<i>Other Post Employment Benefit Charged to the Comprehensive Income and Expenditure Statement</i>	
(6,474)	return on plan assets	(2,930)
(5,618)	experience (gain) / loss	432
210	actuarial (gains) / losses arising on changes in demographic assumptions	-
11,825	actuarial (gains) / losses arising on changes in financial assumptions	1,169
(57)	Total Post Employment Benefit Charged to the Comprehensive Income and Expenditure Statement	(1,329)
	Movement in Reserves Statement	
(1,913)	reversal of net charges made to the Surplus or Deficit for the Provision of Services for post employment benefits in accordance with the Code	(1,877)
	Actual Amount charged against the General Fund Balance for pensions in the year:	
10,941	employers' contributions payable to the scheme	867

EXPLANATORY NOTES TO THE CORE FINANCIAL STATEMENTS

43. Retirement Benefits continued

Pensions Assets and Liabilities Recognised in the Balance Sheet

The amount included in the Balance Sheet arising from the Council's obligation in respect of its defined benefit plans is as follows:

2016/17 £'000		2017/18 £'000
67,879 (56,522)	Present value of the defined benefit obligation Fair value of plan assets	71,165 (60,127)
11,357	Net liability arising from defined benefit obligation	11,038

Reconciliation of the Movements in the Fair Value of Scheme Assets

2016/17 £'000		2017/18 £'000
39,941	Opening Fair Value of Scheme Assets	56,522
1,351	Interest income	1,460
	Remeasurement gain/(loss)	
	- the return on plan assets, excluding the amount included in the net interest expense	2,930
6,474		
10,941	Contributions from employer	867
307	Contributions from employees into the scheme	339
(2,473)	Benefits Paid	(1,970)
(19)	Other	(21)
56,522	Closing Fair Value of Scheme Assets	60,127

Reconciliation of Present Value of the Scheme Liabilities (Defined Benefit Obligation)

2016/17 £'000		2017/18 £'000
(60,383)	Opening Balance at 1 April	(67,879)
(1,020)	Current Service Cost	(1,572)
(2,017)	Interest Cost	(1,744)
(307)	Contributions from Scheme Participants	(339)
	Remeasurement gain / (loss)	
5,618	- Experience Gains / (Losses)	(432)
(210)	- Actuarial Gains / (Losses) arising from changes in demographic assumptions	-
(11,825)	- Actuarial Gains / (Losses) arising from changes in financial assumptions	(1,169)
(208)	Past Service Costs	-
-	Curtailments	-
2,473	Benefits Paid	1,970
(67,879)	Closing Balance at 31 March	(71,165)

EXPLANATORY NOTES TO THE CORE FINANCIAL STATEMENTS

43. Retirement Benefits continued

Local Government Pension Scheme Assets

The fair value of scheme assets are as follows:

2016/17 £'000		2017/18 £'000
57	Cash and Cash Equivalents	120
36,965	Equity Instruments	38,963
	Bonds	
1,752	- Corporate	-
8,026	- Government	9,921
9,778	Sub-total Bonds	9,921
4,804	Property	4,810
4,918	Other	6,313
56,522	Total Assets	60,127

Basis for Estimating Assets and Liabilities

Liabilities have been assessed on an actuarial basis using the projected unit credit method, an estimate of the pensions that will be payable in future years dependent on assumptions about mortality rates, salary levels, etc. North Yorkshire Pension Fund liabilities have been assessed by AON Hewitt Limited, an independent firm of actuaries, estimates being based on the latest full valuation of the scheme as at 31 March 2016.

EXPLANATORY NOTES TO THE CORE FINANCIAL STATEMENTS

43. Retirement Benefits continued

The main assumptions used in their calculations have been:

At 31-Mar-17		At 31-Mar-18
	<i>Longevity at 65 for current pensioners (in years):</i>	
22.8	Men	22.9
26.3	Women	26.4
	<i>Longevity at 65 for future pensioners (in years):</i>	
25.0	Men	25.1
28.6	Women	28.7
2.00%	Rate of CPI inflation	2.10%
3.25%	Rate of increase in salaries	3.35%
2.00%	Rate of increase in pensions	2.10%
2.60%	Rate for discounting scheme liabilities	2.60%

The estimation of the defined benefit obligations is sensitive to the actuarial assumptions set out in the table above. The sensitivity analyses below have been determined based on reasonably possible changes of the assumptions occurring at the end of the reporting period and assumes for each change that the assumption analysed changes while all the other assumptions remain constant. The assumptions in longevity, for example, assume that life expectancy increases or decreases for men and women. In practice, this is unlikely to occur, and changes in some of the assumptions may be interrelated. The estimations in the sensitivity analysis have followed the accounting policies for the scheme, i.e. on an actuarial basis using the projected unit credit method. The methods and types of assumptions used in preparing the sensitivity analysis below did not change from those used in the previous period.

The impact of changes on the defined benefit obligation in the scheme are set out in the table below.

	Increase in Assumption £'000	Decrease in Assumption £'000
Longevity (increase or decrease in 1 year)	1,760	1,977
Rate of inflation (increase or decrease by 0.1%)	1,754	1,645
Rate of increase in salaries (increase by 0.1%)	209	207
Rate of increase in pensions (increase by 0.1%)	1,754	1,645
Rate for discounting scheme liabilities (increase or decrease by 0.1%)	1,645	1,754

Asset and Liability Matching (ALM) Strategy

The Pension Fund Committee of North Yorkshire County Council has determined the investment strategy which is aimed at growing the Fund's assets to meet benefit obligations when they fall due. As required by the regulations, the suitability of various classes of investments has been considered including assessing the benefit of asset class diversification. The Fund is primarily invested in equities (64.8% of scheme assets) and fixed income (16.5%) with investments also in property and alternatives, the proportions being not materially dissimilar to the comparative year. This strategy is reviewed periodically, dependent on changes to market conditions and the solvency position of the Fund.

EXPLANATORY NOTES TO THE CORE FINANCIAL STATEMENTS

43. Retirement Benefits continued

Impact on the Council's Cash Flows

The objectives of the scheme are to keep employers' contributions at as constant a rate as possible. The County Council has agreed a strategy with the scheme's actuary to achieve a funding level of 100% over the next 24 years. Funding levels are monitored on an annual basis. The next triennial valuation is due to be completed on 31 March 2019.

The scheme will need to take account of the national changes to the scheme under the Public Pensions Services Act 2013. Under the Act, the Local Government Pension Scheme in England and Wales and the other main existing public service schemes may not provide benefits in relation to service after 31 March 2014. The Act provides for scheme regulations to be made within a common framework, to establish new career average revalued earnings schemes to pay pensions and other benefits to certain public servants.

The Council anticipates to pay £0.896m expected contributions to the scheme in 2018/19.

The weighted average duration of the defined benefit obligation for scheme members is 18.2 years.

Further information can be found in the North Yorkshire Pension Fund's Annual Report which is available upon request from Financial Services, County Hall, Northallerton, DL7 8AL.

44. Contingent Liabilities

In 2015/16, the Council was involved in a number of challenges to planning decisions. There continues to be a risk of a costs award against the Council in these cases, but at the time of finalising the accounts, it is not possible to estimate any potential liability.

45. Contingent Assets

There are no contingent assets relating to the Council as at 31 March 2018.

46. Nature and Extent of Risks Arising From Financial Instruments

The Council's activities expose it to a variety of financial risks:

- Credit Risk - the possibility that other parties might fail to pay amounts due to the Council
- Liquidity Risk - the possibility that the Council might not have funds available to meet its commitments to make payments
- Market Risk - the possibility that financial loss might arise for the Council as a result of changes in such measures as interest rates and stock market movements.

EXPLANATORY NOTES TO THE CORE FINANCIAL STATEMENTS

46. Nature and Extent of Risks Arising From Financial Instruments continued

Financial Instruments are formerly defined as contracts that give rise to a financial assets of one entity and a financial liability or equity instrument of another entity. For the Council, this definition covers the instruments used in Treasury Management activity, including the borrowing and lending of money and the making of investments.

The Council's Treasury Management is provided under a Service Level Agreement by North Yorkshire County Council (NYCC) under the CIPFA Code of Practice on Treasury Management. The code sets out a framework of operating procedures to reduce treasury risk and improve understanding and accountability regarding the Treasury position of the Council.

Credit Risk

Credit risk arises from deposits with banks and financial institutions, as well as credit exposures to the Council's customers. Deposits are managed through an SLA with North Yorkshire County Council.

Certain customers for goods and services may be assessed if appropriate, taking into account their financial position, past experience and other factors, with individual credit limits being set in accordance internal ratings in accordance with parameters set by the Council.

The Council's maximum exposure to credit risk at 31 March 2018 in relation to its investments in banks and building societies is determined to be nil, and all cash balances are held with North Yorkshire County Council and therefore cannot be assessed generally as the risk of any institution failing to make interest payments or repay the principal sum will be specific to each individual institution. Recent experience has shown that it is rare for such entities to be unable to meet their commitments. A risk of irrecoverability applies to all of the Council's deposits, but there was no evidence at 31 March 2018 that this was likely to crystallise.

No credit limits were breached during the reporting period and the Council did not have and does not expect any losses from non-performance by any of its counterparties in relation to deposits. The Council has a robust debt recovery policy for its customers and has provisions for bad debts in its accounts which are reviewed on a regular basis to ensure that they are adequate.

EXPLANATORY NOTES TO THE CORE FINANCIAL STATEMENTS

46. Nature and Extent of Risks Arising From Financial Instruments continued

The Council does not generally allow credit for customers. The past due amount can be analysed by age as shown in the following table:

At 31-Mar-17 £'000		At 31-Mar-18 £'000
1,072	Less than 30 days	1,071
25	30 - 60 days	40
277	60 - 90 days	266
-	90 - 120 days	11
438	over 120 days	298
1,811		1,686

Liquidity Risk

Through the SLA with North Yorkshire County Council, the Council has access to investments as well as ready access to borrowings from the money markets to cover day to day cash flow need, whilst the PWLB and money markets provide access to longer term funds. There is no significant risk that it will be unable to meet its commitments under financial instruments.

The maturity analysis of financial liabilities is as follows:

At 31-Mar-17 £'000		At 31-Mar-18 £'000
1,000	Less than one year	-
	Between one and two years	-
6,500	Between two and five years	6,500
52,833	More than five years	52,833
60,333		59,333

All trade and other payables are due to be paid in less than one year.

Market Risk

Interest Rate Risk

The authority is exposed to risk in terms of exposure to interest rate movements on its investments and borrowings. The Council's long term borrowing is at fixed rates which as interest rates have dropped has increased the fair value or increased the penalty which would need to be paid to repay the debt early. However, as borrowings are carried at amortised cost any changes in fair value have no impact on the Comprehensive Income and Expenditure Statement.

The Council has generally been a net investor and as such its earnings from its deposits form a critical element of income for delivery of services. With interest rates at an all time low generating investment income has been particularly challenging.

EXPLANATORY NOTES TO THE CORE FINANCIAL STATEMENTS

46. Nature and Extent of Risks Arising From Financial Instruments continued

With effect from 28 March 2012 the Council, as a consequence of the HRA Self Financing determination payment, has moved to being a net borrower. The new loans of £50.233m were taken at a fixed rate over different periods from 30 years to 50 years to take advantage of the historically low interest rates and to give flexibility for repayments and remove risk associated with variable rate loans when rates start to rise.

If interest rates had been 1% higher with all other variables held constant, the financial effect would be:

At 31-Mar-17 £'000		At 31-Mar-18 £'000
-	Increase in interest payable on variable rate borrowings	-
-	Increase in interest receivable on variable rate investments	-
-	Increase in government grant receivable for financing costs	-
-	Impact on Surplus of Deficit on the Provision of Services	-
-	Share of overall impact debited to the HRA	-
-	Decrease in fair value of fixed rate investment assets	-
-	Impact on Other Comprehensive Income & Expenditure	-
12,632	Decrease in fair value of fixed rate borrowings liabilities (no impact on Consolidated Income and Expenditure Statement)	12,383

The impact of a 1% fall in interest rates would be as above but with the movements being reversed.

Price risk

This is the risk that the value of a financial instrument will fluctuate as a result of changes in market prices.

The Council does not invest in the equity share market or purchase Gilts.

Foreign exchange risk

The Council has no financial assets or liabilities denominated in foreign currencies and thus has no exposure to loss arising from movements in exchange rates.

EXPLANATORY NOTES TO THE CORE FINANCIAL STATEMENTS

47. Council Tax

The Council Tax due to the Council as shown on the Comprehensive Income & Expenditure Statement is the amount due to the Council on an accruals basis for the year. It includes the actual surplus/deficit that will be distributed/recovered from the Council in the future. The table below analyses the amount of Council Tax actually paid to the Council on a cash basis in the year adjusted for the accrual.

2016/17 £'000		2017/18 £'000
(6,603) (129)	Council Tax precept for year (District & Parish) (Surplus)/Deficit payable/repayable in year	(6,903) (84)
(6,732)	Total Council Tax payable to Council in year	(6,987)
203	Movement in Collection Fund Adjustment Account in year	105
(6,529)	Council Tax due to Council	(6,882)

48. Non-domestic Rates

The non-domestic rates due to the Council as shown on the Comprehensive Income & Expenditure Statement is the amount due to the Council on an accruals basis for the year. It includes the actual surplus/deficit that will be distributed/recovered from the Council in the future. The table below analyses the amount of non-domestic rates actually paid to the Council on a cash basis in the year adjusted for the accrual.

2016/17 £'000		2017/18 £'000
(13,045) (717)	Non-domestic rates due for year (Surplus)/Deficit payable/repayable in year	(10,385) (1,216)
(13,762)	Non-domestic rates due to Council	(11,601)

49. Capital Expenditure Financed from Revenue

The capital programme can be financed from a variety of sources, one of which is revenue. In 2017/18 £2,092k of capital expenditure was funded from revenue (£2,980k in 2016/17), £1,363k of which was from the Housing Revenue Account (£2,150k in 2016/17), -£25k (£252K in 2016/17) from the General Fund and £754k from various General Fund and HRA reserves (£598k in 2016/17).

HOUSING REVENUE ACCOUNT

HRA INCOME AND EXPENDITURE STATEMENT

The HRA Income and Expenditure Statement shows the economic cost in year of providing housing services in accordance with generally accepted accounting practices, rather than the amount to be funded from rents and government grants. Authorities charge rents to cover expenditure in accordance with regulations; this may be different from the accounting cost. The increase or decrease in the year, on the basis of which rents are raised, is shown in the Movement on the HRA Statement.

2016/17 £'000		2017/18 £'000	Notes
	<u>Expenditure</u>		
2,438	Repairs & Maintenance	1,286	
2,381	Supervision & Management	2,932	
52	Rents, rates, taxes and other charges	61	
(33,645)	Depreciation and Impairment of non-current assets	(10,616)	2
6	Debt Management costs	6	
74	Movement in the allowance for bad debts	69	3
(28,694)	Total Expenditure	(6,262)	
	<u>Income</u>		
(12,319)	Dwelling rents	(12,025)	
(100)	Non-dwelling rents	(98)	
(194)	Charges for Services and Facilities	(187)	
(21)	Contributions towards expenditure	-	
(12,634)	Total Income	(12,310)	
(41,328)	Net Cost of HRA Services as included in the Comprehensive Income & Expenditure Statement	(18,572)	
102	HRA services share of Corporate & Democratic Core	157	
71	HRA Share of other amounts included in the whole authority Cost of Services but not allocated to specific services	7	
(41,155)	Net Expenditure / (Income) for HRA Services	(18,408)	
	HRA share of operating income and expenditure included in the Comprehensive Income and Expenditure Statement:		
-	(Gain) or loss on sale of HRA non-current assets	-	
2,414	Interest payable and similar charges	2,413	11
(38)	Interest and investment income	(62)	
208	Net interest on the net defined benefit liability	97	
-	Capital grants and contributions receivable	-	
(38,571)	(Surplus) / Deficit for the year on HRA services	(15,960)	

MOVEMENT ON THE HOUSING REVENUE ACCOUNT STATEMENT

2016/17 £'000		2017/18 £'000	Notes
(2,267)	Balance on the HRA at the end of the previous year	(2,267)	
(38,571)	(Surplus) / Deficit for year on the HRA Income and Expenditure Statement.	(15,960)	
38,893	Adjustments between accounting basis and funding under statute	15,681	
322	Net (Increase) / Decrease before transfers to or from reserves	(279)	
(322)	Transfers to / (from) earmarked reserves	279	
-	(Increase) / Decrease in year on the HRA	-	
(2,267)	Balance on the HRA at the end of the current year	(2,267)	

NOTE TO THE MOVEMENT ON THE HOUSING REVENUE ACCOUNT STATEMENT

2016/17 £'000		2017/18 £'000	Notes
	<u>Adjustments between accounting basis and funding under statute</u>		
-	Difference between interest payable and similar charges including amortisation of premiums and discounts determined in accordance with the code and those determined in accordance with statute.		
-	Difference between any other item of income and expenditure determined in accordance with the Code and determined in accordance with statutory HRA requirements.		
(266)	Gain / (loss) on sale of HRA non-current assets.	381	
2,501	Capital expenditure funded by the Housing Revenue Account	1,613	
-	Capital expenditure funded by Earmarked Reserves	-	
	<i>Reversal net charges post employment benefits</i>		
	<i>Actual charge in year</i>		
2,267	HRA share of contributions to / (from) the Pensions Reserve	(108)	
(519)	Transfer to / (from) Major Repairs Reserve	1,919	4
34,910	Transfer to / (from) the Capital Adjustment Account	11,876	
38,893	<u>Total Adjustments between accounting basis and funding under statute</u>	15,681	
	<u>Transfers to or (from) earmarked reserves</u>		
(21)	Transfer to / (from) Housing Carry Forward Budget Reserve	479	
(351)	Transfer to / (from) Other Reserves	(250)	
50	Transfer to / (from) ICT Reserve	50	
(322)	<u>Total Transfers to / (from) reserves</u>	279	

NOTES TO THE HOUSING REVENUE ACCOUNT

1. Housing Revenue Account (HRA) Self Financing

During 2011, the Government announced significant changes to the funding of the HRA. The aim of the government reforms was to enable Councils to manage their housing stock for the benefit of local residents in a transparent, accountable and cost effective way. In practical terms, the self financing initiative put an end to the housing subsidy system and put authorities in a position where stock can be supported from income raised within the HRA. New arrangements were introduced from 1 April 2012, and in future the HRA will be a self sufficient ring fenced account which will retain and use rental income.

2. Depreciation & Impairments

The following amounts were charged to the Account in respect of depreciation of assets:

2016/17 £'000		2017/18 £'000
(36,003) 97	Council Dwellings Other Land, Buildings & Assets	(11,922) 115
(35,906)	Total	(11,807)

The operational / non-operational split of the charges is as follows:

2016/17 £'000		2017/18 £'000
(35,910) 4	Operational Non-operational	(11,813) 6
(35,906)	Total	(11,807)

The following amounts were charged to the service revenue accounts for impairment and reversal of impairment costs where there has been an increase in value:

2016/17 £'000		2017/18 £'000
2,289 - - - - - -	Dwellings Garages Ousegate Hostel Edgerton Lodge Hostel Community Centres Non-operational Land Other Operational Buildings	1,191
2,289	Total	1,191

Impairment occurs because something has happened either to the non-current assets, or to the economic environment in which they are used. A review for impairment of a non-current asset whether carried at historical cost or valuation should be carried out if events or changes in circumstances indicate that the carrying amount of the non-current asset may not be recoverable. The Statement of Accounting Policies gives further information.

NOTES TO THE HOUSING REVENUE ACCOUNT

3. Provision For Bad Debts

The account is charged with the 'top up' required for provision towards bad debts in respect of rent arrears. An adjustment of £48k was made during the year in respect of rent arrears in 2017/18 (£20k in 2016/17). The total rent arrears provision at 31 March 2018 amounted to £155k (£229k 2016/17). In addition, a further provision has been created for general non rent HRA debtors totalling £21k (£55k in 2016/17).

4. Major Repairs Reserve

The following is a statement of the movements in this reserve during the financial year 2017/18:

2016/17 £'000		2017/18 £'000
(2,928)	Opening Balance	(2,410)
	Amount transferred to the reserve from the Capital Adjustment Account	
	Amount transferred to / (from) the reserve to the Housing Revenue Account:	
(3,980)	- non-current assets	(3,283)
2,348	- Pension Deficit	-
	Debits to the reserve in respect of HRA capital expenditure on:	
2,150	- houses	1,364
(2,410)	Closing Balance	(4,329)

5. Housing Revenue Account Non-Current Assets

The total balance sheet value of non-current assets owned by the Housing Revenue Account is summarised as follows:

01-Apr-16 £'000	31-Mar-17 £'000		01-Apr-17 £'000	31-Mar-18 £'000
963	963	Land	963	1,152
97,912	134,949	Council Dwellings	134,949	156,676
867	1,427	Other Buildings	1,427	1,274
99,742	137,339	Total	137,339	159,102

Assets can be defined as either operational (such as council dwellings and other buildings) or non-operational (such as community land). The split is summarised below:

01-Apr-16 £'000	31-Mar-17 £'000		01-Apr-17 £'000	31-Mar-18 £'000
		Operational		
		Dwellings		
97,912	134,949	Other Land & Buildings	134,949	156,676
1,554	1,996		1,996	2,039
276	394	Non-operational	394	387
99,742	137,339	Total	137,339	159,102

Vacant Possession Value

The vacant possession value of the houses within the Housing Revenue Account as at 1 April 2017 was £389.228m (£336.296m at April 2016). The substantial difference between the vacant possession value and the balance sheet value of dwellings demonstrates the economic cost to Government of providing council housing at less than open market value.

NOTES TO THE HOUSING REVENUE ACCOUNT

6. Capital Receipts

Capital Receipts totalling £1,604k (£1,147k 2016/17) were received by the Housing Revenue Account in 2017/18. The total can be broken down as follows:

2016/17 £'000		2017/18 £'000
	Disposal of Assets:	
	Other HRA Property & Assets	
1,147	Houses	1,381
-	Land	223
1,147		1,604
-	Principal Repaid on Housing Advances	-
-	Repayment of discount received on Right to Buy sales	-
1,147	Total	1,604

7. Capital Expenditure

Capital expenditure and sources of financing during the year were as follows:

2016/17 £'000		2017/18 £'000
	Capital expenditure	
-	Vehicles, Plant & Equipment	
956	Housing Development Schemes	1,107
-	Intangible Assets	250
132	Land and Infrastructure	128
2,019	Improvements to Council Dwellings	1,236
3,107	Total	2,721
	Sources of finance	
(351)	Other Reserves	(250)
(519)	Prudential Borrowing	(949)
(87)	Capital Receipts	(158)
(2,150)	Revenue contributions	(1,364)
-	Major Repairs Reserve	
(3,107)	Total	(2,721)

8. Rent Arrears

During the year 2017/18 rent arrears as a proportion of gross rent income have reduced to 2.39% (£287k) from 3.28% (£407k) in 2016/17.

31-Mar-17 £'000		31-Mar-18 £'000
407	Rent Arrears at 31 March	287
9	Hostel Arrears	8
(262)	Rent Credits	(259)
(1)	Hostel Credits	(2)
153	Total	34

NOTES TO THE HOUSING REVENUE ACCOUNT

9. Revenue Expenditure Financed From Capital Under Statute (REFCUS)

Legislation in England and Wales allows some expenditure to be classified as capital for funding purposes when it does not result in an asset being carried on the Balance Sheet. The purpose of this is to enable it to be funded from capital resources rather than being charged to the Housing Revenue Account. £32k has been incurred during 2017/18 on estate management projects.

10. Housing Stock

The analysis of the HRA housing stock is summarised as follows:

31-Mar-17 (number)			31-Mar-18 (number)
528	Houses and Bungalows	- 1 Bedroom	529
886		- 2 Bedroom	899
1,015		- 3 Bedroom	998
37		- 4 Bedroom	36
2		- 5 Bedroom	2
223	Flats, Bedsits and Maisonettes	- 1 Bedroom	214
371		- 2 Bedroom	363
1		- 3 Bedroom	1
2	Multi Occupied Dwellings (Hostels)		2
3,065	Total		3,044

11. Capital Asset Charges Accounting Adjustment

The Code of Practice requires an explanation of the capital assets accounting adjustment, calculated in accordance with the Item 8 Credit and Item 8 Debit (General) Determination for the year.

2016/17 £'000		2017/18 £'000
2,414	Interest Payable on the HRA average Capital Financing Requirement (CFR) for the year at the Consolidated Rate of Interest (CRI) calculated in accordance with the determination	2,413
2,414	Total	2,413

In accordance with the calculation for the Capital Asset Charges Accounting Adjustment, interest is payable on the mid-year HRA capital financing requirement, except that where the CFR is negative, where interest is receivable.

The costs of impairment are included as charges to the HRA Income and Expenditure Account. The effect of the capital asset charges accounting adjustment is that the impairment cost is reversed out of the HRA in the Movement on the HRA Statement as this is not a cost to be borne by HRA Tenants. For 2017/18 the impairment charge is £1.191m (£2.289m in 2016/17).

THE COLLECTION FUND

2016/17			2017/18		Notes
Council Tax £'000	NNDR £'000		Council Tax £'000	NNDR £'000	
		Income			
(49,487)	-	Income from Council Tax (net of benefits and transitional relief)	(52,106)		2
-	(40,923)	Income from NNDR (net of discretionary and mandatory reliefs)		(41,408)	3
-	-	Transitional protection payments			
(49,487)	(40,923)	Total Income	(52,106)	(41,408)	
		Expenditure			
49,626	22,728	Precepts and demands	52,083	20,539	4
-	16,306	Payment to central government		12,943	
-	106	Transitional protection payments		5,163	
		Bad and doubtful debts			5
271	243	- Write offs	156	54	
105	(115)	- Movement in bad debts provision	44	33	
		Provision for appeals			6
-	(256)	- Movement in appeals provision		(476)	
-	118	Transfers to General Fund		112	
		- Costs of collection			
		Contributions			
1,002	(7,417)	- Towards previous year's Collection Fund Surplus	614	(3,088)	
51,004	31,713	Total Expenditure	52,897	35,280	
1,517	(9,210)	(Surplus) / Deficit for the year	791	(6,128)	
		COLLECTION FUND BALANCE			
(1,411)	10,695	Balance Brought Forward	106	1,485	
1,517	(9,210)	(Surplus) / Deficit for the year	791	(6,128)	
106	1,485	Balance Carried Forward	897	(4,643)	8

NOTES TO THE COLLECTION FUND

1. General

This account represents the transactions of the Collection Fund, a statutory fund separate from the General Fund of the Council. The Collection Fund accounts independently for income relating to Council Tax and Non Domestic Rates on behalf of those bodies (including the Council's own General Fund) for whom the income has been raised. The costs of administering collection are accounted for in the General Fund.

The year-end surplus or deficit on the Council Tax Collection Fund is to be distributed between billing and precepting authorities on the basis of estimates made by 15 January each year of the year-end balance. That for the National Non-Domestic Rating element is to be distributed between billing, precepting and central government on the basis of estimates made by 31 January each year.

2. Council Tax

Council Tax income derives from charges raised according to the value of residential properties, which have been classified into nine valuation bands estimating 1 April 1991 values for this specific purpose. Individual charges are calculated by estimating the amount of income required to be taken from the Collection Fund by the County and District Councils for the forthcoming year and dividing this by the Council Tax Base.

The Council's tax base i.e. the number of chargeable dwellings in each valuation band (adjusted for dwellings where discounts apply) converted to an equivalent number of band D dwellings, was calculated as follows:

Band	Council Tax Setting			Average Charge in year £
	Estimated number of chargeable Properties after effect of discounts	Ratio	Band D equivalent dwellings	
-A	24	5/9	13	946.58
A	7,541	6/9	5,027	1,135.89
B	7,163	7/9	5,571	1,325.21
C	7,288	8/9	6,478	1,514.52
D	5,332	1	5,332	1,703.84
E	4,224	11/9	5,163	2,082.47
F	2,316	13/9	3,345	2,461.10
G	869	15/9	1,448	2,839.73
H	51	18/9	102	3,407.68
Total	34,808		32,479	
Impact of anticipated changes to council tax base				
Reduction due to the council tax reduction scheme			(1,505)	
Less allowance for non-collection			(406)	
COUNCIL TAX BASE			30,568	

The adjustment for anticipated changes include: successful appeals against valuation banding, new properties, demolitions, disabled persons relief and exempt properties, plus the impact of legislation on second homes and empty properties.

The basic amount of Council Tax, including the average parish charge, for a Band D property (£1,645.73 for 2016/17) is multiplied by the relevant proportion specified above for each particular Band to give an individual amount due.

In 2013/14 changes in statutory arrangements mean that council tax benefit is no longer received by the Council, instead there is a council tax reduction scheme which is administered locally by each authority, reducing the base over which council tax is recovered.

NOTES TO THE COLLECTION FUND

3. Income from business ratepayers

Under the arrangements for uniform business rates, the Council collects non-domestic rates for its area which are based on local rateable values multiplied by a uniform rate. With effect from 1 April 2013 the total amount, less certain reliefs and other deductions is shared between central government (50%), Selby District Council (40%), North Yorkshire County Council (9%) and North Yorkshire Fire and Rescue Authority (1%).

The total non-domestic rateable value at 31 March 2018 was 90.656m (96.601m in 2016/17). The national non-domestic multiplier for the year was 47.9p (49.7p in 2016/17), with a reduction to 46.6p (48.4p in 2016/17) for small businesses. This gives a total sum collectible of £43.424m (£48.01m in 2016/17) before taking into account reliefs and allowances.

4. Precepts and Demands

2016/17			2017/18	
Council Tax £'000	NNDR £'000		Council Tax £'000	NNDR £'000
34,492	2,935	North Yorkshire County Council	36,360	2,330
6,544		North Yorkshire Police Authority	6,765	
1,987	326	North Yorkshire Fire & Rescue Authority	2,054	259
6,603	19,467	Selby District Council (including parishes)	6,904	17,950
49,626	22,728	Total	52,083	20,539
-	16,306	Central Government	-	12,943
49,626	39,034	Total	52,083	33,482

5. Bad and Doubtful Debts

The Council acts as an agent on behalf of the precepting bodies for Council Tax and for North Yorkshire County Council, North Yorkshire Fire and Rescue Authority and Central Government for Non-Domestic Rates. Provision is made for bad debts based on prior years' experience and current collection rates. The following table shows the movement in the year.

2016/17			2017/18	
Council Tax £'000	NNDR £'000		Council Tax £'000	NNDR £'000
271	243	Write-offs during the year	156	54
(376)	(128)	Contributions to provisions during the year	(200)	(87)
(105)	115	Net (increase)/decrease in provision in year	(44)	(33)
(511)	(542)	Balance at 1 April	(616)	(427)
(616)	(427)	Balance at 31 March	(660)	(460)

NOTES TO THE COLLECTION FUND

5. Bad and Doubtful Debts continued

The Council's proportion of these write-offs and bad debt provision are included within note 22 of the Core Financial Statements, and the movement analysis is shown below.

2016/17			2017/18	
Council Tax £'000	NNDR £'000		Council Tax £'000	NNDR £'000
36	97	Write-offs during the year	21	22
(50)	(51)	Contributions to provisions during the year	(26)	(35)
(14)	46	Net (increase)/decrease in provision in year	(5)	(13)
(68)	(217)	Balance at 1 April	(82)	(171)
(82)	(171)	Balance at 31 March	(87)	(184)

6. Appeals

The Council acts as an agent on behalf of North Yorkshire County Council, North Yorkshire Fire and Rescue Authority and Central Government for Non-Domestic Rates. Provision is made for Appeals based on prior years' experience, and guidance from MHCLG. The York NHS Trust along with 20 others has issued proceedings against this Council and other Local Authorities for backdated rates due to the decision not to grant mandatory charitable rates relief. However, there is significant doubt over the certainty of success, and therefore no provision for this claim has been included in the accounts. The following table shows the movement in the year.

2016/17			2017/18	
Council Tax £'000	NNDR £'000		Council Tax £'000	NNDR £'000
-	1,761	Amounts charged to provision	-	1,312
-	(1,505)	Contributions to provision during the year	-	(836)
-	-	Unused amounts reversed during the year	-	-
-	256	Net (increase)/decrease in provision in year	-	476
-	(4,071)	Balance at 1 April	-	(3,815)
-	(3,815)	Balance at 31 March	-	(3,339)

NOTES TO THE COLLECTION FUND

7. Collection Fund Debtors & Prepayments

The Collection Fund debtors and prepayments are shown in the following table. As the Council is acting as an agent on behalf of the major preceptors and central government only its own share of the Debtors and Prepayments are included with the Balance Sheet of the Council.

	Balance at 31-Mar-17 £'000	Movement in 2017/18 £'000	Balance at 31-Mar-18 £'000
Council Tax Debtors	2,550	114	2,664
Council Tax Prepayments	(1,153)	81	(1,072)
Non Domestic Rates Debtors	961	(290)	671
Non Domestic Rates Prepayments	(595)	(10)	(605)
Net	1,763	(105)	1,658

The Council's proportion of the Council Tax and Non-Domestic Rate debtors and prepayments are included within notes 22 and 24 of the Core Financial Statements and the movement analysis is shown below.

2016/17			2017/18	
Council Tax £'000	NNDR £'000		Council Tax £'000	NNDR £'000
		<u>Debtors</u>		
338	544	Balance at 1 April	339	384
1	(160)	Movement in year	10	(116)
339	384	Balance at 31 March	349	268
		<u>Prepayment</u>		
(132)	(125)	Balance at 1 April	(153)	(238)
(21)	(113)	Movement in year	13	(4)
(153)	(238)	Balance at 31 March	(140)	(242)

8. Distribution of Year-end (Surplus)/Deficit

As set out in note 1 the Council Tax year-end (surplus)/deficit is distributed to North Yorkshire County Council, North Yorkshire Police Authority, North Yorkshire Fire and Rescue Authority and Selby District Council and the NDR year-end (surplus)/deficit is distributed to Central Government, North Yorkshire County Council, North Yorkshire Fire and Rescue Authority and Selby District Council. The allocations are set out in the table below.

2016/17			2017/18	
Council Tax £'000	NNDR £'000		Council Tax £'000	NNDR £'000
75	134	North Yorkshire County Council	626	(418)
13	-	North Yorkshire Police Authority	117	-
4	15	North Yorkshire Fire & Rescue Authority	35	(46)
-	742	Central Government	-	(2,322)
14	594	Selby District Council (including parishes)	119	(1,857)
106	1,485	Total	897	(4,643)

GLOSSARY OF TERMS

Accounting Concepts

The fundamental accounting principles that are applied to ensure that the Statement of Accounts 'present fairly' the financial performance and position of the Council.

Accounting Period

The period of time covered by the accounts, normally a period of twelve months commencing on 1st April. The end of the accounting period is the balance sheet date, 31 March.

Accounting Policies

Accounting policies are the principles, bases conventions, rules and practices applied by the Council that specify how the effects of transactions and other events are to be reflected in its financial statements. An accounting policy will, for example, specify the estimation basis for the allocation of support service costs, or specify the estimation basis for accruals where there is uncertainty over the amount.

Accounts

A generic term for statements setting out details of income and expenditure or assets and liabilities, in a structured manner. Accounts may be categorised by the type of transactions they record, e.g. revenue account, capital accounts or by the purpose they serve, e.g. management accounts, final accounts, balance sheet.

Accruals

Sums included in the final accounts to cover income and expenditure, whether revenue or capital in nature, attributable to the accounting period but for which payment has not been received or made at the balance sheet date.

Actuarial Gains and Losses:

For a defined benefit pension scheme, the changes in actuarial deficits or surpluses which arise because either events have not coincided with the assumptions made by the actuary for the last valuation (experience gains and losses) or the actuarial assumptions have changed.

Actuary

A person or firm who analyses the assets and future liabilities of a pension fund and calculates the level of employers' contributions to keep it solvent.

Agency Services

These are services that are performed by or for another Authority or public body, where the principal (the Authority responsible for the service) reimburses the agent (the Authority carrying out the work) for the costs of the work.

Amortisation

The gradual elimination of the value of an asset through depreciation as a result of usage and age usually applied to intangible assets such as software. Or the payment of a debt over a specified number of years.

Asset

Something of worth which is measurable in monetary terms. These are normally divided into non-current assets and current assets.

Assets Under Construction

This is the value of work on uncompleted non-current assets at the balance sheet date.

Audit

An independent examination of an organisation's activities, either by internal audit or the organisation's external auditor.

Balance Sheet

This is a statement of the recorded assets, liabilities and other balances of the Council at the end of the accounting period.

GLOSSARY OF TERMS

Capital Adjustment Account

The balance on this account principally represents amounts set aside from revenue accounts, capital receipts used to finance capital expenditure and the excess of depreciation over the Minimum Revenue Provision.

Capital Charge

A charge to service revenue accounts to reflect the cost of utilising non-current assets in the provision of services.

Capital Expenditure

Expenditure on the acquisition of non-current assets that will be of use or benefit to the Council in providing its services beyond the year of account or expenditure that adds to, and does not merely maintain, an existing non-current asset.

Capital Expenditure charged to Revenue Account (CERA)

A method of financing capital expenditure in the accounting period rather than over a number of years.

Capital Financing

The method by which money is raised to pay for capital expenditure. There are various methods of financing capital expenditure including borrowing, leasing, direct revenue financing (CERA), usable capital receipts, capital grants, capital contributions, revenue reserves and earmarked reserves.

Capital Financing Requirement

A prudential indicator in the CIPFA prudential code. It is derived from information in the balance sheet. The indicator generally represents the underlying need to borrow for capital purposes.

Capital Grant

Grant provided for the purpose of capital expenditure on projects.

Capital Programme

The capital schemes the Council intends to carry out over a specified time period.

Capital Receipts

Money received from the sale of non-current assets, or other money received towards capital expenditure. A specified proportion of this may be used to finance new capital expenditure.

Cash Equivalents

Current investments that are readily disposable by the Council without disrupting its business and are readily convertible to cash.

Cash Flow Statement

A statement summarising the inflows and outflows of cash, arising from transactions between the council and third parties, for revenue and capital purposes.

Charging Authority

The Council responsible for administering the Collection Fund, including raising bills for and collecting appropriate council tax and non-domestic rates and paying the government and precepting bodies.

CIPFA

Chartered institute of Public Finance and Accountancy. CIPFA is the main professional body for accountants working in public service. It produces guidance in relation to various matters concerning the public sector including financial and governance issues.

Code of Practice on Local Authority Accounting

The Code has been written by CIPFA to assist local government in ensuring that its Statements of Account comply with IFRS and local government accounting regulations.

GLOSSARY OF TERMS

Collection Fund

A fund administered by Charging Authorities into which is paid council tax and NNDR income. Precepts are paid from the fund to Precepting Authorities, including the Charging Authority, and the NNDR collected is paid to the Government, Selby District Council, North Yorkshire County Council and North Yorkshire Fire and Rescue Authority.

Community Assets

Assets that the Council intends to hold in perpetuity that have no determinable useful life and or value, or may have restrictions on their disposal. Examples of such items are the Park in Selby and playgrounds.

Comprehensive Income and Expenditure Account

The income and expenditure account combines the income and expenditure relating to all the Council's functions including the General Fund and Housing Revenue Account.

Consistency

The concept that the accounting treatment of like items, within an accounting period, and from one period to the next, is the same.

Contingent Asset

A possible asset arising from past events whose existence will be confirmed only by the occurrence of one or more uncertain future events not wholly within the Council's control.

Contingent Liability

A possible liability that can be the result of a possible obligation arising from past events whose existence will be confirmed only by the occurrence of one or more uncertain future events not wholly within the Council's control or a present obligation arising from past events where it is not probable that a transfer of economic benefits will be required or the amount of the obligation cannot be measured with sufficient reliability.

Corporate and Democratic Core

The corporate and democratic core comprises of all activities that the Council engages in specifically because it is an elected, multi-purpose authority. The cost of these activities are thus over and above those which would be incurred by a series of independent, single purpose, nominated bodies managing the same services. The accounting code of practice does not require these costs to be apportioned to services.

Council Tax

A charge on residential property within the Council's area to contribute to financing a proportion of the Council's expenditure.

Creditors

Amounts owed to the Council for work done, goods received or services provided within the accounting period but for which payment was not made at the balance sheet date.

Current Assets

Assets that can be expected to be consumed or realised during the next accounting period.

Current Liabilities

Amounts that will become due during the next accounting period.

Current Service Cost

The increase in the present value of a defined benefit pension scheme's liabilities expected to arise from employee service in the current period.

Curtailement

For a defined benefit pension scheme, an event that reduces the expected years of future service of present employees or reduces for a number of employees the accrual of defined benefits for some or all of their future service. Curtailments can include termination of employees' services earlier than expected and termination of, or amendment to the terms of, a defined benefit scheme so that some or all future service by current employees will no longer qualify for benefits or will qualify only for reduced benefits.

GLOSSARY OF TERMS

Debtors

Amounts due to the Council for goods and services provided within the accounting period but not received at the balance sheet date.

Deferred Credits

Amounts due to the Council from the sale of non-current assets that are not receivable immediately on sale but will be received in instalments over time. An example is mortgages granted under the council house right to buy scheme.

Deferred Discounts & Premiums on Early Repayment of Debt

The Council has in previous years decided to repay external debt before it was due to mature, these repayments lead to either a premium being payable or receipt of a discount. The accumulated balance of these premiums and discounts, as at 1 April 2007, have been derecognised by transferring the balance to the Financial Instruments Adjustment Account via the Movement in Reserves Statement following the implementation of Accounting for Financial Instruments.

Deferred Liabilities

These are liabilities which, by arrangement, are payable beyond the next year, either at some point in the future or by an annual sum over a period of time.

Defined Benefit Pension Scheme

A pension or other retirement benefit scheme other than a defined contribution scheme. Usually, the scheme rules define the benefits independently of the contributions payable, and the benefits are not directly related to the investments of the scheme. The scheme may be funded or unfunded (including notionally funded).

Depreciation

The measure of the cost or revalued amount of benefits of the non-current asset that have been consumed during the period. Consumption includes the wearing-out, using up or other reduction in the useful life of a fixed asset. This can arise from use, passing of time or obsolescence through, for example, changes in technology or demand for the goods and

Emoluments

These are all sums paid to, or receivable by, an employee and sums due by way of expenses allowances (as far as these sums are chargeable to UK income tax) and the money value of any other benefits received other than in cash. Pension contributions payable by either the employer or the employee are excluded.

Exceptional Items

Material items which derive from events or transactions which fall within the ordinary activities of the Council and which need to be disclosed separately by virtue of their size or incidence to give fair presentation to the accounts.

Exchange Transactions

These are transactions in which one entity receives assets or services, or has liabilities extinguished, and directly gives approximately equal value (primarily in the form of cash, goods, services or use of assets) to another entity in exchange.

Expected Return in Pension Assets

This applies to a funded defined benefit pension scheme and is the average rate of return, including both income and changes in fair value but net of scheme expenses, expected over the remaining life of the related obligation on the actual assets held by the scheme.

Fees and Charges

Income arising from the provision of services.

Finance Leases

Finance leases transfer all the risks and reward of ownership of a fixed asset to the lessee and such assets are included within the fixed assets in the lessee's Balance Sheet.

GLOSSARY OF TERMS

Financial Instruments and the Financial Instruments Adjustment Account (FIAA)

Financial instruments are contracts that give rise to a financial asset of one entity and a financial liability or equity instrument of another. They refer to both financial assets and financial liabilities and includes both the straightforward financial assets and liabilities such as trade receivables and trade payables and the most complex ones, such as derivatives and embedded derivatives. The FIAA is a balancing account to allow for differences in statutory requirements and proper accounting practices for borrowings and investments.

Financial Reporting Standards (FRSs)

Statements prepared by the Accounting Standards Board on how certain information should be disclosed in the accounts. Many of the Financial Reporting Standards (FRSs) and Statements of Standard Accounting Practice (SSAPs) apply to local authorities and any departure from these must be disclosed in the published accounts.

Financial Year

The period of time to which a statement of accounts relates. The financial year of the Council runs from 1 April to 31 March.

General Fund

The main account of the Council that records the costs of service provision except those shown in the Housing Revenue Account and Collection Fund.

Going Concern

The concept that the Council will remain in operational existence for the foreseeable future, in particular that the revenue accounts and balance sheet assume no intention to curtail significantly the scale of operations.

Government Grants

Payments by central government towards the cost of council services either specifically (e.g. disabled facilities improvement grants) or generally (e.g. revenue support grant).

Housing Capital Receipts Pool

Prescribed contributions are made to Housing Capital Receipts Pool in respect of the sale of Housing Revenue Account assets which includes surplus land and houses under the 'right to buy scheme' by all councils.

Housing Revenue Account (HRA)

A separate account to the general fund recording all the transactions relating to the provision of council houses.

Impairment

A reduction in the value of a fixed asset below its current value on the Council's balance sheet. Examples of factors which may cause such a reduction in value include general price decreases, a significant decline in a non-current asset's market value and evidence of obsolescence or physical damage to the asset.

Infrastructure Asset

These are non-current assets that cannot be sold, but where there is economic benefit to the council of more than one year. An example is footpaths within some of the council housing developments.

Intangible Asset

These are assets which do not have a physical substance, such as computer software, but which yield benefits to the Council and the services it provides, for a period of more than one year.

GLOSSARY OF TERMS

Interest Cost

This relates to a defined benefit pension scheme. The expected increase during the period is the present value of the scheme liabilities because the benefits are one period closer to settlement.

International Financial Reporting Standards (IFRS)

IFRS is the prescribed format for all local authority Statement of Accounts. The Code of Practice gives detailed guidance on how the Council will account for its transactions in the statements and notes explaining the transactions.

Investment

An investment is considered to be long term if it is intended to be held for use on a continuing basis in the activities of the Council. Investments should be classified as such only where an intention to hold the investment for the long term can clearly be demonstrated or where there are restrictions as to the investor's ability to dispose of the investment. Investments that do not meet this criteria should be classified as current assets and are short-term for periods of up to one year.

Leasing

A method of financing capital expenditure where a rental charge is paid for the asset over a specified period of time. Leases can be either finance leases or operating leases.

Liability

An account due to an individual or organisation that will be paid at some future date.

Minimum Revenue Provision (MRP)

The minimum amount which must be charged to the Council's revenue accounts each year and set aside as a provision to meet the Council's credit liabilities or debt.

Monitoring Officer

Under the provisions of the Local Government and Housing Act 1989 councils have a duty to appoint a Monitoring Officer to ensure the lawfulness and fairness of council decision making. Councils may choose who to designate as Monitoring Officer except that it may not be the Head of Paid Service (Chief Executive). In Selby the Monitoring Officer is Gillian Marshall, Solicitor to the Council.

Movement in Reserves

A statement which shows the movement in the year on the different reserves held by the Council.

Non-Current Assets

These are assets with a physical substance that yield benefits to the Council and the services it provides for a period of more than one year.

Non-Domestic Rates

A national non-domestic rate poundage is set annually by central government and used by charging authorities to raise bills. The proceeds are shared by the charging authority, the government and other determined local authorities in accordance with a formula set by the government.

Net Book Value

Amount at which fixed assets are included in the balance sheet i.e. their historical cost or current value less the cumulative depreciation.

Non-Current Assets

Tangible and intangible assets that can be expected to be of use or benefit to the Council in providing its services for more than one accounting period.

Non-Exchange Transactions

These are transactions that are not exchange transactions e.g. council tax. In a non-exchange transaction, an entity either receives value from another entity without directly giving approximately equal value in exchange, or gives value to another entity without directly receiving approximately equal value in exchange.

GLOSSARY OF TERMS

Non-Operational Assets

These are non-current assets owned by the Council, but not directly occupied, used or consumed in the delivery of council services. Examples of these types of asset are the bus station, doctors surgeries and land awaiting disposal.

Operational Assets

These are non-current assets held and occupied, used or consumed by the Council in the direct delivery of those services for which it has either a statutory or discretionary responsibility.

Past Service Cost

For a defined benefit pension scheme, the increase in the present value of the scheme liabilities related to employee service in prior periods arising in the current period as a result of the introduction of, or improvement to, retirement benefits.

Post Balance Sheet Events

Events, both favourable and unfavourable, which occur between the balance sheet date and the date on which the Statement of Accounts is signed by the responsible finance officer.

Precept

The amount that a precepting authority requires from a charging authority to meet its expenditure requirements.

Precepting Authority

Local authorities, including county councils, parish councils, police and fire authorities which cannot levy a council tax directly on the public but have the power to precept charging authorities (district councils).

Prior Year Adjustments

Those material adjustments applicable to prior years arising from changes in accounting policies or from the correction of fundamental errors. They do not include normal recurring conditions or adjustments of accounting estimates made in prior years.

Provisions

Amounts set aside in the accounts for future liabilities that are likely to be incurred, but which cannot accurately be quantified.

Prudence

The concept that revenue is not anticipated but is recognised only when realised in the form of either cash or other assets, the ultimate cash realisation of which can be assessed with reasonable certainty.

Prudential Indicators

The Local Government Act 2003 specifies a number of prudential indicators covering both capital and treasury management activities which Councils must set as part of their budget process. They are designed to show the affordability of the capital programme and that the Council's borrowing is prudent and sustainable.

Public Finance Initiative (PFI)

A Central Government initiative which aims to increase the level of funding available for public services by attracting private sources of finance. The PFI is supported by a number of incentives to encourage Authorities' participation.

Public Works Loans Board (PWLB)

A government agency that lends money to public bodies for capital purposes. Monies are drawn down from the national loans fund and rates of interest are determined by the Treasury. Councils are free to borrow as much as they like from the PWLB provided that it is prudent, affordable, sustainable and within the prudential indicators set at full council.

Realisable Value

The value of an asset at existing use, if sold between a willing buyer and a willing seller.

GLOSSARY OF TERMS

Related Party

Two or more parties are related where one party has control or is able to influence the financial operational policies of another.

Reserves

Amounts set aside in the accounts for the purpose of defraying particular future expenditure. A distinction is drawn between reserves and provisions, which are set up to meet known liabilities.

Residual Value

The net realisable value of an asset at the end of its useful life. Residual values are based on current prices at the date of the acquisition (or revaluation) of the asset and do not take account of expected future price.

Retirement Benefits

All forms of consideration given by an employer in exchange for services rendered by employees that are payable after the completion of employment. Retirement benefits do not include termination benefits payable as a result of either an employer's decision to terminate an employee's employment before the normal retirement date or an employee's decision to accept voluntary redundancy in exchange for those benefits, because these are not given in exchange for services rendered by employees.

Revaluation Reserve

This account contains surpluses and losses arising from the periodic valuation of fixed assets.

Revenue Account

An account which records the Council's day to day expenditure and income on such items as salaries and wages, running costs of service provision and the financing of capital expenditure.

Revenue Expenditure Funded from Capital Under Statute

Legislation in England and Wales allows some expenditure to be classified as capital for funding purposes when it does not result in an asset being carried on the Balance Sheet. The purpose of this is to enable it to be funded from capital resources rather than being charged to the General Fund and impact on that years Council Tax.

Revenue Support Grant

A general government grant paid to the General fund in support of the Council's revenue expenditure.

Scheme Liabilities

The liabilities of a defined benefit pension scheme for outgoings due after the valuation date. Scheme liabilities measured using the projected unit method reflect the benefits that the employer is committed to provide for service up to the valuation date.

S106 Agreements

Where a developer undertakes to provide community benefits e.g. open recreation spaces, a percentage of affordable housing.

Section 151 Officer (S151)

The section S151 officer is required by the Local Government Act 1972 and by the Accounts and Audit Regulations 2003 to ensure that the Council's budgeting, financial management and accounting practices meet relevant statutory and professional requirements. Furthermore section 25 of the Local Government Act 2003 requires the Section 151 Officer to comment on the robustness of the budget estimates and the adequacy of reserves. In Selby the Section 151 Officer is Karen Iveson, the Chief Finance Officer.

Settlement

An irrevocable action that relieves the employer (or defined benefit pension scheme) of the primary responsibility for a pension obligation and eliminates significant risks relating to the obligation and the assets used to effect the settlement. Settlements can include: a lump-sum cash payment to scheme members in exchange for their rights to receive specified pension benefits; the purchase of an irrevocable annuity contract sufficient to cover vested benefits; and the transfer of scheme assets and liabilities relating to a group of employees leaving the scheme.

GLOSSARY OF TERMS

Soft Loans

Local authorities will sometimes make loans for policy reasons rather than as financial instruments and these loans may be interest free or at rates below prevailing market rates. Where this occurs these loans are referred to as soft loans.

Statement of Recommended Practice (SORP)

This is the guidance issued by CIPFA to enable Authority's to ensure that the Accounts published comply with UK GAAP as it applies to local authority financial matters.

Statement of Standard Accounting Practice (SSAP's)

Statements prepared by the Accounting Standards Committee. Many of these have been replaced by Financial Reporting Standards (FRSs), but any departure from them must be disclosed in the published accounts.

Inventories

Items of raw materials and stores purchased by the Council to use on a continuing basis which have not been used. The value of those items not used at the balance sheet date are included as assets of the Council.

Support Services

The costs of departments that provide professional and administrative assistance to services.

Temporary Borrowing/Investment

Money borrowed or invested for an initial period of less than one year.

Unapportionable Central Overheads

These are overheads from which no user benefits, and therefore they cannot be allocated to a service area.

Unsupported (Prudential) Borrowing

This is borrowing for which no financial support is provided by Central Government. The borrowing costs are to be met from current revenue budgets.

Useful Life

The period over which the Council will derive benefits from the use of an asset.


Vested Rights

In relation to a defined benefit pension scheme these are for active members, benefits to which they would unconditionally be entitled on leaving the scheme, for deferred pensioners, their preserved rights and for pensioners, pensions to which they are entitled.

Work in Progress

The value of work done on an uncompleted project that has not been recharged to the appropriate account at the balance sheet date.

This Page is intentionally blank



Annual Governance Statement 2017/18



Annual Governance Statement (AGS)

1. Scope of Responsibility

- 1.1 Selby District Council is responsible for ensuring that its business is conducted in accordance with the law and proper standards, and that public money is safeguarded and properly accounted for, and used economically, efficiently and effectively. The Council also has a duty under the Local Government Act 1999 to make arrangements to secure continuous improvement in the way in which its functions are exercised, having regard to a combination of economy, efficiency and effectiveness.
- 1.2 In discharging this overall responsibility, the Council is also responsible for putting in place proper arrangements for the governance of its affairs, facilitating the effective exercise of its functions, and which includes arrangements for the management of risk.
- 1.3 The statement is prepared with consideration to the Chartered Institute of Public Finance and Accountancy (CIPFA)'s good governance framework and principles.

2. The Purpose of the Governance Framework

- 2.1 The governance framework comprises the systems and processes, and culture and values, by which the authority is directed and controlled and its activities through which it accounts to, engages with and leads the community. It enables the authority to monitor the achievement of its strategic objectives and to consider whether those objectives have led to the delivery of appropriate, cost-effective services.
- 2.2 The system of internal control is designed to manage risk to a reasonable level rather than eliminate all risk of failure to achieve policies, aims and objectives; it can, therefore, only provide reasonable and not absolute assurance of effectiveness. The system of internal control is based on an ongoing process designed to identify and prioritise the risks to the achievement of the Council's policies, aims and objectives to evaluate the likelihood of those risks being realised and the impact should they be realised and to manage them efficiently, effectively and economically.
- 2.3 The Council has operated a Leader and Executive (Cabinet) Model since May 2011. At the Local Government Elections in 2015, the Council reduced its number of Members from 41 to 31 following a boundary review.

3. Selby District Council's Governance Framework

3.1 The key elements of the Council's Governance Framework are as follows:-

- The Council's key priorities are reflected in its Corporate Plan. The plan, was approved by Full Council on 21st April 2015 and covers the period 2015-2020. 3 years into the plan we have reviewed progress and agreed the areas we will focus on over the remaining 2 years.
- The formal Constitution sets out how the Council operates, how decisions are made, and the procedures that are followed to ensure that these are lawful, efficient, transparent and accountable to local people. This incorporates the Members' Code of Conduct and a number of other locally agreed codes and protocols.
- The Council's budget and policy framework is set by the full Council. The Executive has delegated authority to operate and make decisions within the framework. Some powers are delegated to senior officers.
- In addition to the Executive there are two specific regulatory committees for Licensing and Planning. These have independent powers within their legislative framework. Each of these acts within defined terms of reference agreed by the full Council.
- A review of Standards Arrangements was undertaken by a working group consisting of members of the Audit and Governance Committee. Recommendations were made to full Council on 16 May 2017 and it was agreed to establish a Standards Sub-Committee as a sub-committee of the Audit and Governance Committee.
- The Executive is subject to review by the Council's Overview and Scrutiny function, which has the ability to call-in and review decisions and also to contribute to the development of policy. There are two statutory scrutiny committees: - Policy Review, and Scrutiny. The Audit and Governance Committee also contributes to scrutiny and overview. During 2017/18 we undertook a Corporate Peer Challenge which recommended a review of our scrutiny arrangements along with a number of other improvements. An action plan has been produced and implementation will continue through 2018/19.
- The Council has established five Community Engagement Forums (CEFs) and is working with them in the development of locally based service delivery options using separate and limited funds.

- Meetings are open to the public except when exempt or confidential matters are being disclosed. The public have an opportunity to participate in some of the meetings.
- A number of areas are delegated to officers for the purposes of decision-making; however, limits on the exercise of delegation are laid down in an approved Scheme of Delegation to Officers forming part of the Council's Constitution. The Council also has a sub delegation scheme which is reviewed regularly and is published on the website.
- The Council has adopted a Local Code of Corporate Governance which is reviewed by the Audit and Governance Committee.
- A revised counter fraud strategy along with a counter fraud and corruption policy was agreed by Executive on 6 April 2017 and will be reviewed periodically. The Council also has a separate whistleblowing and anti money laundering policy. The Council also now employs Veritau to provide a counter fraud service.
- In 2017/18 the Council updated its whistleblowing policy to reflect changes in legislation. An intranet and poster campaign took place in November 2017 to notify staff, however no whistleblowing reports were received in 2017/18.
- The Chief Executive post is also an Assistant Chief Executive at North Yorkshire County Council (NYCC). As part of The Better Together programme, the two councils are working together to improve access to services across both councils in order to help customers and to achieve better value for money.
- The Council has recently undergone a significant re-structure, resulting in a number of senior management changes. The new management structure was implemented in April 2016 and the remainder continued into 2017.
- The re-structure involved the abolishing of the Access Selby Board and structure, however the Access Selby brand was retained for trading purposes with the functions previously within it now reporting to two newly created posts of Director of Corporate Services & Commissioning and Director of Regeneration & Place.
- As part of the restructure, the Solicitor to the Council was been appointed as the Council's Monitoring Officer. The appointment of a Monitoring Officer is required in accordance with Section 5 of the Local Government and Housing Act 1989. It is the function of the Monitoring Officer to report to Members upon any contravention of any enactment or rule of law or any maladministration by the Authority. The Monitoring Officer also has responsibilities relating to the Members' Code of Conduct. Following a successful trial during 2017/18, from 1 April 2018 the Council's Legal Team (excluding the Monitoring Officer, Trainee Solicitor and Legal Apprentice) transferred to North Yorkshire County Council under the Better Together programme.

- The Chief Finance Officer (s151) (a joint role employed by NYCC under Better Together - Assistant Director Strategic Resources NYCC and CFO SDC) is the officer with statutory responsibility for the proper administration of the Council's financial affairs, in accordance with the Section 151 of the Local Government Act 1972. In compliance with CIPFA's "Statement on the Role of the Chief Financial Officer in Local Government", Selby is in full compliance as the Chief Officer (s151) is a member of the Leadership Team.
- Both the Statutory Officers referred to above have unfettered access to information, to the Chief Executive and to Members of the Council in order that they can discharge their responsibilities effectively. The functions of these Officers and their roles are clearly set out in the Council's Constitution.
- Financial sustainability is a key risk for the Council and a robust financial management framework is fundamental to managing and mitigating that risk. It comprises:
 - Financial and Contract Procedure Rules as part of the Constitution;
 - A 10 year Financial Strategy which provides the framework for financial planning – identifying the short, medium and long term financial issues the Council is dealing with and its approach to managing reserves;
 - Medium-term financial planning using a three-year cycle, updated annually, to align resources to corporate priorities;
 - Service and financial planning integrated within the corporate performance management cycle and linked to the Council's corporate objectives;
 - Annual budget process involving scrutiny and challenge;
 - Monthly monitoring by management of revenue and capital budgets – with regular reports to the Executive;
 - Embedded arrangements for securing efficiencies and continuous improvement;
 - Production annually of a Statement of Accounts compliant with the requirements of local authority accounting practice;
 - Compliance with requirements established by CIPFA.
- A performance management framework provides an explicit link between the corporate priorities and personal objectives of Council Officers. Performance is reported to Members and the Council's Leadership Team on a systematic basis with areas of poor performance investigated. Key features of the Performance Management Framework include:-

- A regular review of the Corporate Plan to ensure that priorities are reviewed, remain relevant and reflect the aims of the Council;
 - Service specific Strategic Plans, which are produced with explicit goals and associated performance targets in order to ensure that achievement of performance is measurable;
 - The Council's staff appraisal system links personal objectives directly to Service Plans;
 - Regular reports on the performance of key indicators, which are presented to the Executive;
 - The production of an Report (through Citizen Link, the Council's community newspaper), providing commentary and data on the previous year's performance and setting out priorities for the coming year(s).
- The Council maintains a professional relationship with Mazars, the body responsible for the external audit of the Council and the appointment of Mazars by the Public Sector Audit Appointments (as part of a national procurement exercise), for a further term, was confirmed during the year.
 - Recruitment and selection procedures are based on recognised good practice and all staff posts have a formal job description and competency based person specification. Services are delivered and managed by staff with the necessary knowledge and expertise with training needs identified via the formal appraisal process contributing to a corporate training strategy.
 - Pay is governed by a Pay Policy considered and approved annually by Council.
 - The maintenance of systems and processes to identify and manage the key strategic and operational risks to the achievement of the Council's objectives. Risk management continues to evolve within the Council and presently includes the following arrangements:-
 - a Risk Management Policy and Strategy has been adopted by the Council and is reviewed annually;
 - a Risk Management guidance document has been issued to key staff along with risk management training;
 - the maintenance of a Corporate Risk Register (CRR) comprising risks for the Council as a whole, assigned to designated officers, with appropriate counter-measures and an action plan established for each key risk;
 - detailed Service Based Risk Registers (SBRR) which have been updated along with a mechanism for feeding up to the CRR;

- the Leadership Team keep the corporate risk management arrangements under review;
 - periodic review of risks in-year with reports to the Audit and Governance Committee and the Leadership Team;
 - the Audit and Governance Committee also approve and review the Risk Management Strategy;
 - the use by Internal Audit of a risk-based approach in the preparation and delivery of the audit plan;
 - the requirement for Officers of the Council to consider risk management issues when submitting reports to the Executive and Council for consideration by Members;
 - the adoption of an abridged version of the PRINCE2 Project Management Methodology as a means of contributing to the effective management of risks in major projects.
- The Council has established a Corporate Information Governance Group (CIGG) in order to address the requirements of the General Data Protection Regulation (GDPR) which came into effect on 25th May 2018. This involves the Solicitor to the Council, as designated Senior Information Risk Owner (SIRO) and other senior officers.

The working group also includes representatives from Veritau, who have been engaged as the Council's Data Protection Officer (DPO), a requirement of the GDPR. The SIRO is continuing to provide regular updates on progress to the Audit & Governance Committee.

- The maintenance of an adequate and effective system of Internal Audit is a requirement of the Accounts & Audit Regulations. Internal Audit is provided by Veritau North Yorkshire Ltd. (VNY), which is part of the Veritau group. The work of Internal Audit is governed by the Accounts and Audit Regulations 2015 and the Public Sector Internal Audit Standards. In accordance with these standards Internal Audit is required to prepare an audit plan on at least an annual basis.
- Internal Audit examines and evaluates the adequacy of the Council's system of internal controls as a contribution to ensuring that resources are used in an economical, efficient and effective manner. Internal Audit is an independent and objective appraisal function established by the Council for reviewing the system of internal control.
- The plan is informed by the Council's main strategic risks. This is intended to ensure limited audit resources are prioritised towards those systems which are considered to be the most risky and/or which contribute the most to the achievement of the Council's priorities and objectives.

- The Council seeks to ensure resources are utilised in the most economic, effective and efficient manner whilst delivering continuous improvement. It aims to achieve this by a variety of means including the following:
 - Service/process transformation and efficiency reviews;
 - Working with partners;
 - External and Internal Audit feedback.

4. Review of Effectiveness

- 4.1 The Council has a responsibility for conducting, at least annually, a review of the effectiveness of its governance framework including the system of internal control. This review takes account of the work of Internal Audit and the Council's Leadership Team who have a responsibility for the development and maintenance of the governance environment, and also by comments made by external auditors and other review agencies and inspectorates.
- 4.2 The purpose of a review is to identify and evaluate the key controls in place to manage principal risks. It also requires an evaluation of the assurances received, identifies gaps in controls and assurances and should result in an action plan to address significant issues.
- 4.3 The process that has been applied in maintaining and reviewing the effectiveness of the Council's system of internal control includes the following:
- The Council's Monitoring Officer oversaw the operation of the Constitution to ensure its aims and principles were given full effect;
 - The arrangements for Overview and Scrutiny have operated throughout the year allowing for the review of key policy areas and providing opportunities for public involvement in specific matters of business. The arrangements have operated since May 2011 and are currently under review following a corporate peer challenge in November 2017;
 - The Audit and Governance Committee met throughout the year and received reports on the progress by Internal Audit against their work plan. The Committee also considered auditable areas where Internal Audit raised significant internal control concerns;
 - The Chief Finance Officer (s151) supported the Audit and Governance Committee and attended all meetings of the Committee;
 - Internal Audit completed a programme of audits during the year according to its plan, including follow up audits. There were no specific investigations in the year. All high risk systems were audited;
 - The overall opinion of the Head of Internal Audit on the governance, risk management and control framework operated by the Council is that it provides **Reasonable Assurance**. There are no qualifications to that opinion. In addition, no reliance was placed on the work of other assurance bodies in reaching this opinion. Although a reasonable assurance opinion can be given, we are aware of some significant weaknesses in the control environment which have been identified in relation to specific audits. We have recommended no new issues for inclusion in the Annual Governance Statement, however there have been

updates to existing issues as a result of internal audit work in 2017/18;

- The Council's Corporate Risk Register (CRR) has been maintained under review during the year and updated accordingly. A risk workshop was held with members of the Council's Leadership Team in May 2018 in order to review and refresh the CRR. Reports on risk management have been considered by the Leadership Team and the Audit and Governance Committee. The Audit and Governance Committee has approved a revised Risk Management Strategy;
- The Council's Risk Register has been maintained under review during the year and updated accordingly. Reports on risk management have been considered by the Leadership Team and the Audit and Governance Committee. The Audit and Governance Committee has approved a revised Risk Management Strategy;
- In addition, Veritau has provided risk management training to key officers and circulated risk management guidance, designed to complement the Risk Management Strategy;
- Quarterly monitoring information on key areas of performance has been provided to Strategic Management and Members;
- The external auditor's annual letter confirmed that the Council had satisfactory arrangements to secure Value for Money. In respect of the Council's Statement of Accounts, an unqualified opinion was issued;
- The external auditor did not identify any significant weaknesses in our internal control arrangements;
- The Council commissioned for a Corporate Peer Challenge as part of the Local Government Association's sector led improvement programme. The peer team were on site in November 2017. Overall the findings of the peer team were positive but a number of improvements were agreed:
 - Get a better understanding of community needs
 - Improve prioritisation – and action plans
 - Be clearer on Programme for Growth
 - Further clarify portfolio holder responsibilities
 - Strengthen scrutiny arrangements
 - Further empower staff to make decisions
 - Remove blocks to internal and external communications
 - Ensure key services have the required capacity
 - Deliver transformation
 - Continue to deliver – and be seen to deliver

An action plan is being monitored by the Leadership Team.

5 Significant Governance issues

- 5.1 No system of governance or internal control can provide absolute assurance against material misstatement or loss. This Statement is intended to provide reasonable assurance. In concluding this review of the Council's Governance Framework and Internal Control arrangements, five issues have been identified for improvement. Detailed plans to address these requirements have been produced and will be subject to regular monitoring by the Council's Leadership Team and the Audit and Governance Committee, where appropriate. The aim is to address these improvements during the 2018/19 financial year.

Appendix A

Issue Identified	Source of Evidence	Update/Summary of Action Taken & Proposed	By whom & By when	Current Position
Review of Overview and Scrutiny arrangements	Corporate Peer Challenge Nov 2017	Training has been delivered to members of the Executive and Scrutiny Committees. This included a workshop style session with officers and members to identify areas for improvement and development.	Solicitor to the Council 31 March 2019	A report on proposed changes was considered by the Executive on 24 May 2018 – these included: <ul style="list-style-type: none"> • Use of ‘deep dive’ reviews to focus on key issues • Strengthening of links between scrutiny and the Executive • Focussed training for scrutiny members • Development of a role profile for the Chair of Scrutiny
Information Governance and breaches in Data Protection are not adequately managed.	Internal Audit Report	Plans are now in place to: <ul style="list-style-type: none"> • Assign clear roles and responsibilities; • Approve and implement the necessary policies and procedures; • Deliver a targeted training programme; • Ensure adequate reporting arrangements; and • Consider appropriate disciplinary procedures for data breaches. 	Solicitor to the Council 8 June 2018 Amended deadline	An action plan is now in place to address the implications of the General Data Protection Regulation (GDPR) and the remaining actions resulting from previous Internal Audit reports. The GDPR action plan is now substantially complete.
Non-compliance with the	Internal Audit	Agreed actions:	Head of Business	A further audit was

Appendix A

Issue Identified	Source of Evidence	Update/Summary of Action Taken & Proposed	By whom & By when	Current Position
Payment Card Industry Data Security Standard (PCI DSS)	report	<ul style="list-style-type: none"> • Management responsibility has been defined • The cardholder data environment will be mapped and documented • Policies and procedures will be developed in relation to PCI DSS • Dependencies on third parties will be explored and assessed • Responsibility for completing annual self-assessment questionnaires will be assigned 	<p>Development and Improvement</p> <p>Amended deadline to be agreed</p>	<p>carried out in 2017/18. Whilst the report has yet to be finalised, significant weaknesses remain in this area. The recent takeover of Northgate Paris – the supplier of our current payments system – by Civica may present an opportunity to resolve many of the compliance issues. Once we are clear as to our options to reduce the risks around non-compliance, Leadership Team will be asked to confirm their preferred direction. The deadline for addressing the risks identified by Audit will be confirmed at that time.</p>
Creditors	Internal Audit report	<p>A number of duplicate invoices and payments were identified during the previous audit. In addition, a high number of orders were found to be raised outside of the e-procurement system.</p>	<p>Head of Operational Services</p> <p>31 December 2018</p>	<p>A further audit of Creditors was completed in 2017/18 and found reasonable progress had been made. No further duplicate payments were identified, however a high number of orders</p>

Appendix A


Issue Identified	Source of Evidence	Update/Summary of Action Taken & Proposed	By whom & By when	Current Position
		An action plan was agreed and good progress has been made towards this with an update provided to the Audit and Governance Committee in April 2017.		are still being raised outside of e-procurement. Further work to address this where possible, will be undertaken through 2018.
Payroll reconciliation	Internal and External Audit reports	Delays to and errors within the payroll costing file	Head of Finance 31 July 2018	Ongoing issues have been escalated within NYCC and at the beginning of 2017/18 issues had been resolved and the file was being sent on time. However as the year has continued new issues have arisen and the number of errors identified in the costing file on receipt has increased. An internal audit in 2017/18 found that costing issues continue to be an issue. The majority of unidentified issues have now been resolved and the payroll provider is currently investigating the reasons for the

Appendix A

Issue Identified	Source of Evidence	Update/Summary of Action Taken & Proposed	By whom & By when	Current Position
				remaining issues and will report back by the end of July. In addition, a requirement for further segregation of duties was identified which will also be addressed.



Janet Waggott
Chief Executive



Councillor Mark Crane
Leader of the Council